BOARD OF COUNTY COMMISSIONER REGULAR MEETING
November 30, 2022
Administration Building
560 Dodge St., Delta, CO 81416

8:30 AM	PLEDGE OF ALLEGIANCE
	ADDITIONS TO THE AGENDA
	APPROVAL OF AGENDA
	CONSTITUENT TIME: This is the time for members of the public to present issues of concern or interest to the Board. All issues requiring further research will be forwarded to the appropriate staff for response at a later time. No decisions are made by the BoCC during constituent time.
	COMMISSIONER BUSINESS
	1. Public Hearing Regarding 2023 Delta County Budget
9:00 AM	ADJOURN

The next Board of County Commissioner Meeting is Tuesday, December 6, 2022

CERTIFICATION OF POSTING

On Thursday, November 17, 2022 at 3:00 PM, Teri Stephenson did post the above AGENDA as public notice of the 11/30/2022 meeting. The official notice is placed on the front entrance of the Delta County Courthouse located at 501 Palmer, Delta, Colorado.

Photo Credit to Kris Stewart

DELTA COUNTY 2023 BUDGET

DRAFT 2023

as of November 16, 2022

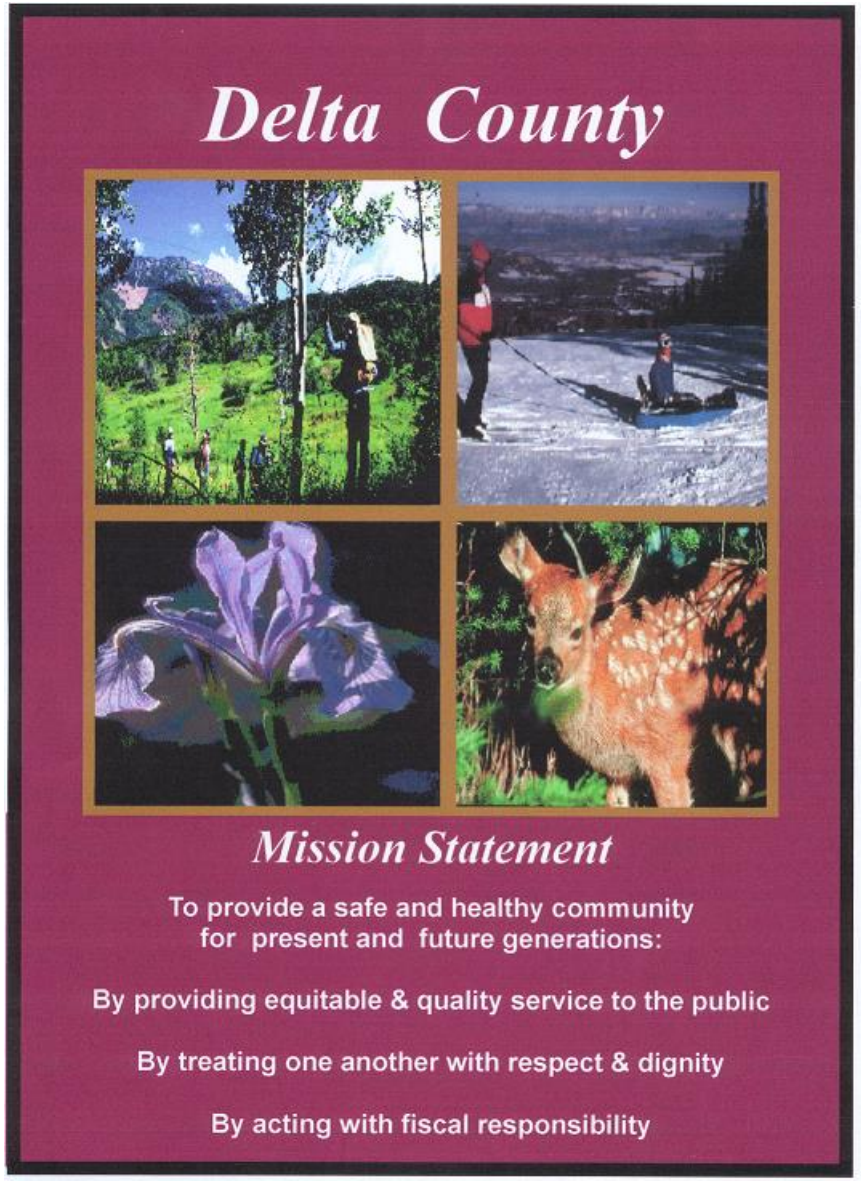

Mission Statement

Canyons • Rivers • Mountains
deltacounty.com

Table of Contents

Section 1.0 – Table of Contents

1.1 Table of Contents ..... i-iii
1.2 SAVED FOR BUDGET ADOPTION ..... i-iv
1.3 SAVED FOR BUDGET ADOPTION ..... i-xi
1.4 SAVED FOR BUDGET ADOPTION ..... i-xiii

Section 2.0 – Budget Message for 2023

2.1 Budget Message from County Administrator 2-8
2.2 Budget Summary by Fund 9-12

Section 3.0 – General Fund

3.1 Summary Revenues & Expenditures 13-15
3.2 Commissioners 10-401 16
3.3 Clerk and Recorder 10-402 17
3.4 Treasurer 10-403 18
3.5 Assessor 10-404 19
3.6 Public Trustee 10-405 20
3.7 Buildings and Grounds 10-406 21
3.8 Public Information 10-407 22
3.9 Surveyor 10-408 23
3.10 County Attorney 10-409 24
3.11 Elections 10-414 25
3.12 Administration 10-415 26
3.13 Planning 10-416 27
3.14 Geographic Information Systems 10-417 28
3.15 Animal Control 10-418 29
3.16 Useful Public Service 10-419 30
3.17 Information Technology 10-420 31
3.18 Sheriff Department 10-421 32
3.19 Dispatch 10-422 33
3.20 Jail 10-423 34
3.21 Coroner 10-425 35
3.22 Juvenile Diversion 10-426 36
3.23 Adult Diversion 10-446 37
3.24 Victims Advocate 10-428 38
3.25 Office of Emergency Management 10-429 39
3.26 Integrated Solid Waste 10-432 40
3.27 Extension Office 10-434 41
3.28 CESF I Pretrial Services 10-435 42
3.29 Veteran's Office 10-437 43
3.30 Airport – Blake Field 10-438 44
3.31 Airport – North Fork 10-439 45
3.32 CESF Alternative Sentencing II 10-440 46

3.33 Adult Diversion ARPA 10-445 47
3.34 Pretrial Services 10-460 48
3.35 Impact Grant 10-465 49

Section 4.0 – Road and Bridge

4.1 Summary Revenues & Expenditures 50-51
4.2 Road and Bridge District 1 30-601 52
4.3 Road and Bridge District 2 30-602 53
4.4 Road and Bridge District 3 30-603 54
4.5 Road and Bridge District 4 30-604 55
4.6 Road and Bridge District 5 30-605 56
4.7 Road and Bridge District 6 30-606 57
4.8 Road and Bridge District 10 30-610 58

Section 5.0 – Human Services Fund

5.1 Summary Revenues and Expenditures 59
5.2 Administrative Support 60
5.3 Adult Protection Services 61
5.4 Child Care Program 62
5.5 CORE Preventative Support Services 63
5.6 Child Support Services 64
5.7 Child Welfare Services 65
5.8 Parental Fees 66
5.9 Temporary Assistance for Needy Families 67
5.11 Options for Long Term Care 68
5.12 Miscellaneous 69

Section 6.0 – Health Department Fund

6.1 Summary Revenues & Expenditures 70
6.2 Administration 71
6.3 ARPA 72
6.4 CPED/WWC 73
6.5 Covid 19 Planning Grant 74
6.6 Community Services Block Grant 75
6.7 Community Services Block Grant Covid 19 76
6.8 Disease Prevention and Immunization Program 77
6.9 Epidemiology and Laboratory Capacity Grant 1 78
6.10 Epidemiology and Laboratory Capacity Grant 2 79
6.11 Emergency Preparedness and Response Grant 80
6.12 Environmental Health Services 81
6.13 Family Planning 82

6.12 Maternal and Child Health Grant 83
6.13 Miscellaneous 84
6.14 OP Work Force 85
6.15 Prenatal 86
6.16 Suicide Prevention 87
6.17 Tobacco 88
6.18 WIC 89

Section 7.0 – Other Funds

7.1 American Rescue Act 90
7.2 Booking Fees 91
7.3 Capital Improvements 92
7.4 Grant Projects 93
7.5 Contingency 94
7.7 Conservation Trust 95
7.8 E911 96
7.9 Economic Development/Delta County Economic Development 97
7.10 Employee Benefit 98
7.11 Energy Development 99
7.12 Enterprise Fund 100
7.13 Fair Board 101
7.14 Fairgrounds 102
7.15 Inmate Welfare 103
7.16 Lodging Tax 104
7.17 Open Space 105
7.18 PILT 106
7.19 Self Insurance 107
7.20 Safety Improvement 108

Section 8.0 – Supporting Documents

8.1 District Attorney Presentation 109-127
8.2 Drug Free Delta County 128
8.4 Glossary 129-130

2023 Budget Message

From County Administrator Robbie Levalley

Pages 2-8

Delta County
COLORADO

Robbie LeValley
County Administrator
rlevalley@deltacounty.com

November 15, 2022

TO: Delta County Board of Commissioners

RE: 2023 Proposed Budget

This budget was prepared by County Elected Officials and Department Heads and reviewed, revised, and assembled by the Administration Office, in conjunction with a countywide interdepartmental budget team, and under the supervision and guidance of the Board of County Commissioners. This budget reflects the projected spending plan of the County's Elected Officials, Department Heads, outside agencies, and other public entities.

The total expenses for the county budget is $54,226,108 which is a significant increase when compared to the 2022 adopted budget. The primary reason for the increase is the major construction projects scheduled for 2023, voter approved Public Safety tax, implementation of the use of American Rescue Act dollars, grant funding, and continual delay in capital purchases due to nationwide supply chain issues. Major changes for the proposed 2023 budget include budgeting for the renovation of the detention facility, sheriff office construction, purchase of the Brown Building, additional staffing requests, and capital items that were not successfully completed in 2022. The focus continues to be maintaining essential services and adhering to our philosophy of conservative budget practices.

The financial operations of the County accounted for in funds in accordance with Colorado State Law and the resolutions of the incumbent Board of County Commissioners and previous Boards. The budget is balanced, as required by Colorado Revised Statues 29-1-103, in that no budget adopted shall provide for expenditures in excess of available revenues and beginning fund balances. The 2023 recommended budget is focused on managing increasing needs, preserving services for citizens, and providing a fiscally responsible County budget. Each fund is a separate and legal fiscal entity. The combination of the various funds determines the total county budget.

Government funds are reported using the current financial resources measurement focus and the modified accrual basis of accounting. Under this method, revenues are recognized when measurable and available as net current assets. Expenditures are recorded when the related fund liability is incurred, except for claims and judgments, and compensated absences, which are recognized as expenditures to the extent they have matured. General capital asset acquisitions are reported as expenditures in governmental funds. Acquisitions under capital leases are reported as other financing sources.

Having a solid reserve and conservative budgeting practices has allowed Delta County the opportunity to address renovation of the detention facility, sheriff's office construction and finalizing the library project. The County has achieved these, and many other accomplishments,

Robbie LeValley
County Administrator
rlevalley@deltacounty.com

in spite of nearly a decade of volatile revenues. Census data indicates slight increase in population listed at 31,196 according to Census data.

MISSION STATEMENT

To provide a safe and healthy community for present and future generations by providing equitable and quality service to the public, by treating one another with respect and dignity, and by acting with fiscal responsibility.

MAJOR ACCOMPLISHMENTS FOR THE 2023 BUDGET

- Delta County is seeing increases in sales tax and an improving local economy.
- Continued funding for economic development in key areas that will result in long term benefit for Delta County. Investment in One Delta County with personnel and operating expenses will address long term continued investment in economic development. Delta County will be funding the full cost of the One Delta County Director, providing office equipment and location and administrative support.
- Due to rising inflation, all Delta County employees will receive a 4% Cost of Living Adjustment. Delta County will continue to cover the entire cost of employee insurance at the PP07 level. In addition to address employee retention Delta County will increase the employer share of employee plus spouse, children, and family match. Health insurance employee benefit is a total annual cost of $2,314,455 to Delta County.
- Continued capital and sales tax dedication to Delta County Libraries of $50,000 and $87,877, respectively.
- Additions of full time FTEs are added to address specific needs for the Human Resources, Office of Emergency Management, Public Works, and Human Services.
- Funding of the One Delta County position in partnership with Delta County business community and all of the municipalities in the county.
- Public Sales Tax Initiative is a stand-alone fund to accurately account for expenditures, revenues and results.
- American Rescue Act will partially fund the renovation of the first and second floor of the detention facility.
- Capital Improvement funding of major construction projects which will include finalizing the Delta library, renovation of Delta County detention facility and Sheriff's office renovation.
- Delta County has been successful in obtaining significant grant to support recreation projects, infrastructure and economic development.
- Veterans Affairs program has seen additional expansion of program.

Robbie LeValley
County Administrator
rlevalley@deltacounty.com

MAJOR CHALLENGES FOR THE COUNTY

- Inflation continues to impact residents of Delta County and supply chain issues for all supplies, parts and equipment ordered by Delta County.
- The economy both locally and at the state level is starting to slow down. The 2023 budget reflects a continued conservative approach to funding all of the state mandates.
- Economic Development. There is a continuing need to diversify and strengthen our current economic base.
- Revenues. Assessed valuation decreased slightly, therefore in 2023, the mill levy will decrease from a cap of 18.057 to 16.407.
- The rate of increase for sales tax revenue is slowing down when compared to previous years. This was anticipated as the rate of growth has been historically above average. Delta County in anticipation of the slowing economy will budget a flat sales tax revenue for 2023.
- Residential rate assessment rate is steady at 7.15%.
- Public Safety Funding. Demand for public safety in all areas (including Sheriff, District Attorney, and Criminal Justice Services) continues to increase and reflects trends noticed nationally and at the state level.

2023 REVENUES:

Property taxes:
Property Tax revenue for 2023 is projected to be $4,660,988 for the General Fund. The 08/15/22 "Certification of Values" from the County Assessor's office shows that the net total assessed valuation of taxable property has decreased by .48% over the past year. State law says that property tax revenues can increase a maximum of 5.5% over the previous year's limit. Taxpayer Bill of Rights (TABOR) says that the allowable increase in property taxes from year to year is equal to the percentage change in local growth plus the change in inflation. Required practice in Colorado prescribes that the county choose the more restrictive of the 5.5% statutory limitation or the TABOR limitation. Based on preliminary calculations, 5.5% statutory is the more restrictive limit for 2022 property tax revenues.

The projected increase in the rate of inflation (based on the Consumer Price Index) is 8.0%.

Based on TABOR limitations, property tax revenues in 2022 cannot exceed $6,218,510 therefore the 2022 budget reflects a temporary reduction of 2.779 mills in the mill levy.

Sales Tax:

In 2022 Delta County experienced sales tax revenue increases of approximately 6.97% when compared to the 5-year rolling average. Lisa Tafoya, County Treasurer projects sales tax collections for General Fund, Capital Improvement Fund, and Public Safety to be $ 9,400,000.

Robbie LeValley
County Administrator
rlevalley@deltacounty.com

For 2023 budget purposes, the 2023 Delta County Sales Tax projections will reflect a 0% increase over 2022.

Fee increases:

Increases for fees and charges will be an increase in the 911 monthly charges on landlines and cell phones. Delta County is currently at a $1.00 per phone per month and the county will go through the statutory process to potentially raise the fee $1.70 per phone per month. The increase in fees will address the mandatory console upgrades that occur every five years and the anticipated cost of each console is listed at $600,000.

The increase for the Landfill fees is to address increasing fuel costs and future expansion costs. The only increase to fees and charges for services in this budget is in the Landfill budget in the Enterprise Fund. The justification for these increases is increasing operational costs and anticipated additional costs when the future expansion occurs. Under new regulations, the landfill is required to line each new cell with a manufactured liner. The Enterprise Fund will need to increase the reserve balance to pay for additional costs to the future cell expansion.

We continue to focus on our community and local economy by providing a strong foundation for the local economy and economic development initiatives. Through the Capital Improvement Plan, critical projects such as roads and bridges and improvements to the Courthouse campus complex will improve and maintain the infrastructure of our economy and allows Delta County to adhere to state unfunded mandates.

Additional Revenues:

PILT	$ 955,024 Payments in Lieu of Taxes (PILT) are the dollars actually received in 2022. A one-time congressional PILT payment of $983,035 will be allocated to the renovation of Delta County Detention facility.
HUTF	$ 3,002,988 which is $139,103 increase over 2022 in Highway User's Tax Fund.

Summary Revenues:

Total budgeted revenues for 2023 are $42,613,866.

EXPENDITURES:

The recommended appropriations as detailed in the individual department and fund accounts reflect investments in Delta County. Expenditures for all funds are projected at $54,226,108.

Expenditures exceed revenues by 11,612,242. Expenditures will be addressed with reserve balances.

Robbie LeValley
County Administrator
rlevalley@deltacounty.com

Personnel:

All Delta County employees will receive a 4% Cost of Living Adjustment and the proposed budget reflects that additional increase. Delta County received a 2% increase in insurance costs and in 2023 will increase the employer match for employee plus children, employee plus spouse, and family insurance costs. Delta County Human Resources has conducted a preliminary salary survey and compared Delta County Employee salaries with surrounding counties and counties of similar size and general fund revenues. Department heads and elected officials have requested additional merit increases and this budget reflects the merit increases. Additional staff are requested in the 2023 budget including road and bridge, human resources, and office of emergency management.

Long Term Debt-Lease-Purchase Agreement (See Exhibit A).

Equipment Lease-Purchase Agreements

The 2023 budget for the Enterprise Fund which accounts for the operation of the County's landfill and transfer station provides for a 5-year lease purchase agreement for the purchases of a compactor and scraper for the Adobe Buttes landfill as more specifically outlined in Exhibit A.

Conclusion

I want to acknowledge the hard work and effort of County staff, in all departments, in preparing the 2023 budget. Department heads and elected officials in Delta County are diligent in their management of existing budgets, and conservative in projected budgets. More information about what was proposed and included in Delta County's 2023 budget is available at www.deltacounty.com and is available in hardcopy at the Delta County Administration building located at 560 Dodge Street.

If you have any questions, feel free to give me a call at 970-874-2100 or email at rlevalley@deltacounty.com

Sincerely,

Robbie LeValley

Delta County Administrator

Delta County
COLORADO

Robbie LeValley
County Administrator
rlevalley@deltacounty.com

EXHIBIT A

LEASE - PURCHASE AGREEMENTS

The following supplemental data regarding lease-purchase agreements involving real property is required under Section 29-1-103(3) (d), CRS, 1973, as amended:

Enterprise Fund Landfill for Compactor and Scraper

A.	The total amount to be expended during the ensuing fiscal year for payment obligations under all lease-purchase agreements involving real property	$ 0
B.	The total amount to be expended during the ensuing fiscal year for payment obligations under all lease-purchase agreements other than those involving real property	$ approximately $354,980
C.	The total maximum payment liability of the local government under all lease-purchase agreements other than those involving real property over the entire terms of such agreements, including all optional renewals.	$ approximately $1,166,026

DELTA COUNTY COURTHOUSE
560 Dodge St.
Delta, Colorado 81416-1796

Phone: 970.874.2102
Fax: 970.874.2114

Budget Summary by Fund 2023

	Beginning Balance	+	Revenues	=	Funds Available	-	Expenses	Fund Balance
Note - These amounts do not designate restricted funds								
General Fund								
Actual YE 2021	$6,262,794		$15,362,853		$21,625,647		$14,190,937	$7,434,710
Estimated YE 2022	$7,434,710		$14,623,600		$22,058,310		$15,471,149	$6,587,161
Budget YE 2023	$6,587,162		$16,115,155		$22,702,317		$17,910,711	$4,791,606
American Rescue Fund								
Actual YE 2021	$0		$3,026,427		$3,026,427		$99,038	$2,927,389
Estimated YE 2022	$2,927,389		$3,026,427		$5,953,816		$121,760	$5,832,056
Budget YE 2023	$5,832,055		$0		$5,832,055		$2,960,993	$2,871,062
Energy Fund								
Actual YE 2021	$84,972		$15,000		$99,972		$3,538	$96,434
Estimated YE 2022	$96,434		$16,970		$113,404		$2,201	$111,203
Budget YE 2023	$111,203		$15,000		$126,203		$1,600	$124,603
Fairgrounds Fund								
Actual YE 2021	$16,760		$117,025		$133,785		$123,447	$10,338
Estimated YE 2022	$10,338		$272,342		$282,680		$282,680	$0
Budget YE 2023	$0		$517,521		$517,521		$517,521	$0
Lodging Tax Fund								
Actual YE 2021	$106,474		$167,990		$274,464		$107,367	$167,097
Estimated YE 2022	$167,097		$138,667		$305,764		$123,297	$182,467
Budget YE 2023	$182,468		$160,000		$342,468		$187,200	$155,268
Booking Fees								
Actual YE 2021	$0		$11,324		$11,324		$2,993	$8,331
Estimated YE 2022	$8,331		$10,181		$18,512		$500	$18,012
Budget YE 2023	$18,012		$12,000		$30,012		$5,000	$25,012

Budget Summary by Fund - continued

	Beginning Balance	+	Revenues	=	Funds Available	-	Expenses	Fund Balance
Note - These amounts do not designate restricted funds								
Inmate Welfare								
Actual YE 2021	$0		$22,336		$22,336		$14,998	$7,338
Estimated YE 2022	$7,339		$15,000		$22,339		$15,000	$7,339
Budget YE 2023	$7,339		$15,000		$22,339		$15,000	$7,339
Enterprise Fund								
Actual YE 2021	$3,551,625		$1,946,876		$5,498,501		$1,383,338	$4,115,163
Estimated YE 2022	$4,115,163		$1,771,862		$5,887,025		$1,546,782	$4,340,243
Budget YE 2023	$4,340,244		$1,772,000		$6,112,244		$1,718,128	$4,394,115
Road and Bridge								
Actual YE 2021	$3,636,774		$4,876,216		$8,512,990		$5,569,780	$2,943,210
Estimated YE 2022	$2,943,210		$5,280,517		$8,223,727		$5,328,172	$2,895,555
Budget YE 2023	$2,895,555		$6,410,380		$9,305,935		$7,767,446	$1,538,489
E911								
Actual YE 2021	$434,432		$454,508		$888,940		$294,440	$594,500
Estimated YE 2022	$594,501		$509,524		$1,104,025		$241,071	$862,954
Budget YE 2023	$862,953		$494,000		$1,356,953		$1,001,480	$355,473
Economic Development								
Actual YE 2021	$103,767		$95,341		$199,108		$75,479	$123,629
Estimated YE 2022	$123,629		$445,377		$569,006		$368,317	$200,689
Budget YE 2023	$200,689		$182,467		$383,156		$174,157	$208,999
Contingency Fund								
Actual YE 2021	$810,837		$38,796		$849,633		$35,355	$814,278
Estimated YE 2022	$814,278		$41,375		$855,653		$68,297	$787,356
Budget YE 2023	$787,356		$47,000		$834,356		$38,500	$795,856

Budget Summary by Fund - continued

	Beginning Balance	+	Revenues	=	Funds Available	-	Expenses	Fund Balance
Note - These amounts do not designate restricted funds								
GRANTS								
Actual YE 2021	$227,268		$844,973		$1,072,241		$861,808	$210,433
Estimated YE 2022	$210,433		$527,226		$737,659		$737,659	$0
Budget YE 2023	$0		$2,634,537		$2,634,537		$2,584,537	$50,000
Capital IMPROVEMENT								
Actual YE 2021	$4,722,308		$3,542,085		$8,264,393		$3,252,906	$5,011,487
Estimated YE 2022	$5,011,487		$4,136,745		$9,148,232		$3,094,938	$6,053,294
Budget YE 2023	$6,053,294		$4,575,152		$10,628,446		$8,141,385	$2,487,061
Employee Benefit Trust								
Actual YE 2021	$17,483		$131,040		$148,523		$96,348	$52,175
Estimated YE 2022	$52,175		$0		$52,175		$12,561	$39,614
Budget YE 2023	$39,614		$0		$39,614		$10,500	$29,114
Conservation Trust								
Actual YE 2021	$462,367		$145,301		$607,668		$137,964	$469,704
Estimated YE 2022	$469,704		$165,283		$634,987		$194,233	$440,754
Budget YE 2023	$440,754		$143,000		$583,754		$288,500	$295,254
Self Insurance Fund								
Actual YE 2021	$516,231		$219,534		$735,765		$189,748	$546,017
Estimated YE 2022	$546,017		$175,437		$721,454		$50,442	$671,012
Budget YE 2023	$671,012		$0		$671,012		$1,000	$670,012
PILT								
Actual YE 2021	$933,878		$996,986		$1,930,864		$958,414	$972,450
Estimated YE 2022	$972,450		$1,925,608		$2,898,058		$964,539	$1,933,519
Budget YE 2023	$1,933,519		$970,152		$2,903,671		$1,964,644	$939,027

Budget Summary by Fund - continued

	Beginning Balance	+	Revenues	=	Funds Available	-	Expenses	Fund Balance
Note - These amounts do not designate restricted funds								
Open Space Trust								
Actual YE 2021	$128,518		$0		$128,518		$0	$128,518
Estimated YE 2022	$128,518		$0		$128,518		$0	$128,518
Budget YE 2023	$128,518		$0		$128,518		$0	$128,518
Safety Improvement								
Actual YE 2021	$0		$0		$0		$0	$0
Estimated YE 2022	$0		$1,862,149		$1,862,149		$793,375	$1,068,774
Budget YE 2023	$1,068,774		$1,600,000		$2,668,774		$1,775,571	$893,203
Human Services								
Actual YE 2021	$0		$4,475,123		$4,475,123		$4,442,547	$32,576
Estimated YE 2022	$32,576		$4,964,698		$4,997,274		$4,747,359	$249,915
Budget YE 2023	$249,915		$5,434,675		$5,684,590		$5,660,763	$23,827
Health Services								
Actual YE 2021	$306,852		$1,562,171		$1,869,023		$1,190,680	$678,343
Estimated YE 2022	$678,343		$1,754,733		$2,433,076		$1,354,216	$1,078,860
Budget YE 2023	$1,078,860		$1,515,827		$2,594,687		$1,501,472	$1,093,215
GRAND Totals								
Actual YE 2021	**$22,323,340**		**$38,051,905**		**$60,375,245**		**$33,031,125**	**$27,344,120**
Estimated YE 2022	**$27,344,122**		**$41,663,721**		**$69,007,843**		**$35,518,548**	**$33,489,295**
Budget YE 2023	**$33,489,296**		**$42,613,866**		**$76,103,162**		**$54,226,108**	**$21,877,054**

SOURCE	12/31/2021 ACTUAL	6/30/2022 6 Months	12/31/2022 Projected	12/31/2022 BUDGET	2023 Proposed BUDGET
Current Property Tax	$4,384,378	$4,252,612	$4,676,007	$4,676,007	$4,642,038
County Held Property Sales	$259	$164	$164	$200	$200
County Abatements	$10,577	$17,769	$0	$4,000	$5,000
Delinquent Tax	-$4,029	-$242	$299	$1,000	$1,000
Interest on Delinquent Tax	$11,106	$1,591	$11,573	$10,000	$10,000
S.O. Auto Tax	$802,294	$372,658	$768,609	$749,860	$750,000
Sales Tax	$4,019,284	$2,065,827	$4,314,645	$4,082,529	$4,200,000
Airport Sales Tax	$0	$0	$304	$1,000	$1,000
Clerk's Fees	$632,628	$347,856	$689,400	$600,000	$625,000
Elections Grant	$0	$0	$19,000	$0	$0
Treasurer's Fees	$421,119	$337,284	$539,347	$400,000	$500,000
Distraint Fees	$930	$15	$20	$200	$200
Public Trustee Fees	$51,971	$18,833	$28,876	$32,000	$36,000
Assessor's Fees	$3,235	$1,154	$1,279	$5,000	$4,000
Assessor's Misc Revenue	$2,400	$2,400	$2,400	$1,000	$1,000
Sheriff's Fees	$73,404	$29,661	$61,205	$60,000	$60,000
Cert VIN Inspection Fees	$12,163	$7,235	$15,575	$12,000	$13,000
Admin Fees/ CORA	$188	$62	$347	$500	$500
Work Release	$6,911	$2,429	$5,187	$0	$0
Liquor Licenses	$365	$988	$2,184	$1,000	$1,000
Subdivision Fees	$38,875	$16,479	$32,219	$50,000	$40,000
Planning Review Fees	$3,810	$2,850	$9,600	$3,200	$4,000
Sale of Maps & Copies	$70	$0	$0	$200	$200
Access Fee Deposits	$0	$0	$0	$500	$0
Rent/Sheriff's Dept. (Jail Rent)	$8,748	$9,463	$25,336	$6,800	$6,500
Weed Program Revenues	$17,175	$20,798	$27,197	$35,000	$35,000
Retirement Forfeiture	$41,263	$25,986	$53,660	$15,000	$20,000
Useful Public Service	$29,581	$9,571	$22,361	$30,000	$20,000
Severance Tax (40%)	$24,145	$0	$0	$20,000	$40,000
DOW Penalties	$0	$200	$200	$0	$0
Mineral Leasing Revenues (40%)	$135,621	$0	$122,429	$50,000	$100,000
Cigarette Tax	$7,032	$2,432	$4,465	$5,500	$5,000
Veteran Affairs Allotment	$13,328	$7,200	$7,200	$24,000	$24,000
GIS Revenues	$14,859	$6,195	$12,731	$15,000	$12,000
Wildlife Impact Assistance	$1,737	$2,218	$2,218	$2,500	$3,000
Alt Sent. Adult/Juv CESF Grant	-$4,146	$26,928	$36,915	$150,000	$150,000
Juvenile Diversion	$110,266	$31,353	$31,353	$31,441	$110,000
Pretrial Services	$38,523	$91,742	$165,716	$196,500	$187,220
Juvenile Diversion/YOP-Client Fees	$25,113	$16,765	$30,176	$1,000	$25,000
Adult Diversion - ARPA	$4,710	$0	$44,367	$0	$273,199
LEAF	$1,527	$701	$1,156	$2,000	$1,000
Interest Earnings	$6,898	$8,329	$37,005	$5,000	$10,000
Rent (State Patrol,Driver's License)	$9,854	$3,337	$6,673	$8,030	$6,000
Building Use/Maint IT/Admin Support	$230,688	$114,014	$231,620	$232,220	$232,000
Attorney Fees	$216,021	$115,750	$229,499	$215,008	$215,000
Covid 19 CARE Act	$503,843	$319,076	$319,076	$0	$0
Refund of Expenditures	$134,740	$72,264	$81,186	$6,635	$2,000
Insurance Reimbursement	$264	$29	$30	$500	$0
Emergency Preparedness/Ready Ops	$3,106	$0	$0	$0	$0
Miscellaneous/Pass Thru Funds	$0	$0	$0	$195,628	$0
Paonia - NFA Capital Reimb	$0	$0	$0	$6,635	$6,635

SOURCE	12/31/2021 ACTUAL	6/30/2022 6 MONTHS	12/31/2022 Projected	2022 BUDGET	2023 Proposed BUDGET
Grants-CARES Act FAA Airport	$43,000	$0	$42,621	$0	$0
Airport Fuel Tax	$23,673	$2,082	$165,974	$4,500	$5,000
Transfer From Misc. Funds (E911)	$210,325	$119,927	$119,927	$311,933	$364,223
Transfer from Capital Improvement Fund	$508,572	$153,735	$153,735	$999,790	$944,847
Transfer from PILT Fund	$933,414	$0	$0	$0	$972,450
Transfer from Road & Bridge(share cost ac	$343,976	$300,929	$300,929	$300,929	$331,755
Transfer from Enterprise Fund(cost acctg s	$0	$44,082	$44,082	$44,082	$33,884
Transfer from Other Funds	$0	$1,899	$1,899	$0	$0
Transfer from Self Insurance/Employee Ber	$0	$0	$0	$0	$0
Hangar Rent/Gas Sales	$20,387	$17,836	$18,397	$12,000	$12,000
Sale of Assets/E-scrap	$5,280	$0	$0	$1,000	$1,000
Advertising	$6,984	$60	$1,465	$500	$0
CSU Pass through funds	$7,750	$0	$0	$4,500	$4,500
OMBA-87 Cost Alloc Reimb	$197,656	$51,504	$111,598	$128,250	$101,354
Election Fees	$175	$178	$210	$225	$250
Election Grant	$0	$19,000	$19,000	$0	$0
Clerk Hire Fee	$217,210	$103,140	$220,536	$215,000	$215,000
E-Recording Surcharges	$10,275	$4,665	$8,911	$10,000	$10,000
State Reimbursement - Elections	$19,953	$0	$0	$70,000	$50,000
Animal Licensing Fees/Fines	$225	$10	$105	$200	$200
Specific Development	$600	$0	$0	$1,000	$0
Cell Tower Contributions	$28,562	$13,849	$28,851	$33,000	$25,000
Sheriff's Grants:					
Sheriff's Small Misc Grants	$2,900	$1,592	$454	$0	$0
Sheriff's Task Fource/ATF OT	$2,822	$800	$1,748	$20	$0
Sheriff POST Training Grants	$16,788	$9,140	$32,743	$20,000	$20,000
Sheriffs Copies	$3,211	$977	$2,700	$3,000	$3,000
Sheriff's GBMJ Grant	$6,753	$0	$0	$6,753	$6,500
SO Reg Sex Offendor Fee	$8,419	$2,075	$4,333	$0	$5,000
SO Fingerprint Fee	$15,300	$4,368	$8,931	$0	$9,000
Sheriff Seizure Fund	-$3,268	$0	$0	$0	$0
Sheriff K-9 Program	$2,469	$1,047	$5,855	$0	$1,000
Sheriff Donations	$0	$0	$811	$3,000	$0
Sheriffs Booking Fees	$0	$0	$250	$5,000	$5,000
Court Security Grant	$72,408	$27,881	$58,816	$53,000	$53,000
Victim's Advocate Grant	$30,535	$16,590	$52,231	$42,117	$30,000
Senior/Veteran Exempt Reimb	$206,712	$213,404	$213,404	$225,000	$225,000
Jail Based Behavioral Services Grant (JBB	$365,795	$126,766	$325,471	$300,026	$300,000
D.U.I.	$6,795	$3,379	$6,807	$9,500	$7,500
Sheriff Conceal Carry	$368	$0	$0	$700	$1,000
TOTAL WITH PROPERTY TAX	**$ 15,362,853**	**$ 9,602,891**	**$ 14,623,600**	**$ 14,749,618**	**$ 16,115,155**
TOTAL WITHOUT PROPERTY TAX	**$ 10,978,475**	**$ 5,350,278**	**$ 9,947,593**	**$ 10,073,611**	**$ 11,473,117**

DELTA COUNTY BUDGET - GENERAL FUND, 2023

ESTIMATED FUND REVENUES

REVENUE OTHER THAN PROPERTY TAX	12/31/2021 ACTUAL	6/30/2022 6 Months	2022 Projected	12/31/2022 BUDGET	2023 Proposed BUDGET
Total Revenue From Attached Schedule	$ 10,978,475	$ 5,350,278	$ 9,947,593	$ 10,068,998	$ 11,473,117
(1) Total Revenues Other than Property Tax	**$ 10,978,475**	**$ 5,350,278**	**$ 9,947,593**	**$ 10,068,998**	**$ 11,473,117**
(2) Fund Balance - January 1	**$ 6,262,794**	**$ 7,434,710**	**$ 7,434,710**	**$ 9,015,462**	**$ 6,587,162**
(3) Total Available Other than Property Tax (1+2)	**$ 17,241,269**	**$ 12,784,989**	**$ 17,382,304**	**$ 19,084,460**	**$ 18,060,279**
EXPENDITURES					
Administration	$ 529,274	$ 296,475	$ 583,894	$ 552,814	$ 756,758
Airport - Blake Field	$ 61,517	$ 42,524	$ 130,093	$ 120,850	$ 57,650
Airport - North Fork	$ 37,027	$ 31,691	$ 47,463	$ 46,797	$ 41,975
Animal Control	$ 27,295	$ 15,285	$ 30,751	$ 31,500	$ 36,500
Assessor	$ 747,891	$ 462,679	$ 891,790	$ 882,338	$ 986,161
Attorney	$ 462,946	$ 255,502	$ 564,906	$ 598,391	$ 687,984
Buildings & Grounds	$ 805,139	$ 516,725	$ 995,516	$ 1,266,783	$ 1,622,011
Board of County Commissioners	$ 710,898	$ 565,552	$ 755,664	$ 714,268	$ 824,223
Clerk & Recorder	$ 498,539	$ 283,625	$ 578,900	$ 620,678	$ 687,551
Coroner	$ 245,587	$ 112,895	$ 198,293	$ 206,999	$ 269,402
Dispatch	$ 589,113	$ 362,190	$ 649,746	$ 681,184	$ 777,333
District Attorney, 7th Judicial -- Delta County Share	$ 763,740	$ 400,735	$ 801,470	$ 801,470	$ 921,935
Elections	$ 181,239	$ 183,242	$ 333,899	$ 360,569	$ 321,633
Emergency Management	$ 569,041	$ 114,754	$ 171,574	$ 178,974	$ 282,571
Extension Service	$ 108,222	$ 54,864	$ 118,485	$ 113,974	$ 106,528
GIS Resource Mapping	$ 224,183	$ 110,540	$ 255,548	$ 270,389	$ 265,961
Health Department -- County Share	$ 103,968	$ 69,312	$ 138,624	$ 138,624	$ 138,624
Information Technology	$ 570,819	$ 211,776	$ 688,335	$ 817,519	$ 913,177
Integrated Solid Waste	$ 85,767	$ 67,393	$ 143,892	$ 187,941	$ 194,150
Jail	$ 2,572,003	$ 1,276,933	$ 2,635,539	$ 2,716,669	$ 2,916,991
CESF I Alternative Sentencing (435)	$ 113,218	$ 24,953	$ 75,537	$ 15,855	$ -
CESF II Alt Sentencing (440)	$ 74,165	$ 6,326	$ 6,326	$ 106,068	$ -
Impact Program Grant	$ -	$ 31,208	$ 37,458	$ -	$ -
Juvenile Diversion (426)	$ 129,655	$ 50,405	$ 94,766	$ 72,193	$ 111,219
Adult Diversion (446)	$ -	$ 16,993	$ 16,993	$ -	$ 27,550
Pretrial Services (460)	$ -	$ 110,910	$ 189,544	$ -	$ 318,936
Library Board -- County Share	$ 87,967	$ -	$ 87,967	$ 87,967	$ 87,967
Drug Free Delta County	$ 15,000	$ 15,000	$ 15,000	$ 15,000	$ 15,000
Planning	$ 352,151	$ 190,546	$ 384,946	$ 385,911	$ 428,481
Public Information Officer	$ 99,035	$ 39,245	$ 69,905	$ 94,341	$ 114,390
Public Trustee	$ 89,329	$ 38,824	$ 77,596	$ 79,121	$ 82,779
Sheriff	$ 2,583,296	$ 1,359,629	$ 2,781,203	$ 2,839,741	$ 2,839,563
Surveyor	$ 10,517	$ 5,679	$ 12,545	$ 12,963	$ 13,340
Treasurer	$ 292,138	$ 148,148	$ 257,013	$ 307,283	$ 321,965
Useful Public Service	$ 33,616	$ 16,907	$ 31,563	$ 32,797	$ 32,649
Veterans Office	$ 30,081	$ 26,136	$ 52,153	$ 54,231	$ 56,118
Victim Assistance	$ 75,117	$ 43,497	$ 78,351	$ 83,340	$ 86,068
Weed Board	$ 59,961	$ 19,997	$ 62,277	$ 115,000	$ 115,050
Telephone	$ 188	$ -	$ -	$ -	$ -
County Wide Printers	$ 2,846	$ 1,187	$ 2,519		$ 3,000
Treasurer's Fees	$ 144,938	$ 116,578	$ 146,479	$ 131,234	$ 145,000
Transfer to Economic Development	$ 30,000	$ 101,277	$ 101,277	$ 30,000	$ 30,000
Property Acquisition	$ 8,673	$ -	$ -	$ -	$ -
Transfer to Fairgrounds Fund	$ 62,706	$ -	$ 158,427	$ 71,277	$ 243,521
Senior Exemption Default Fund	$ -	$ -	$ 1,000	$ 1,000	$ 1,000
Transfer to Human Services Fund	$ -	$ -	$ -	$ -	$ 28,000
Current TIF Expense	$ 2,134	$ 4,575	$ 4,874	$ 2,000	$ -
County Fuel Temp Bulk Fuel	$ -	$ -	$ 11,047	$ 2,000	$ -
(4) Total Expenditures	**$ 14,190,937**	**$ 7,802,714**	**$ 15,471,149**	**$ 15,848,053**	**$ 17,910,712**
(5) Fund Balance - December 31	**$ 7,434,710**	**$ 9,651,705**	**$ 6,587,162**	**$ 7,912,415**	**$ 4,791,606**
(6) Total Required (4+5)	**$ 19,921,059**	**$ 19,921,059**	**$ 22,058,312**	**$ 23,760,468**	**$ 22,702,318**
(7) Net to be Derived from Property Taxes	**$ 4,384,378**	**$ 4,669,430**	**$ 4,669,430**	**$ 4,669,430**	**$ 4,595,618**
(8) Provision for Uncollectibles		**$ 46,694**	**$ 46,694**	**$ 46,694**	**$ 46,420**
(9) Total Property Tax Required (Total of 7+8)	**$ 4,548,985**	**$ 4,676,007**	**$ 4,676,007**	**$ 4,676,007**	**$ 4,642,038**
(10) Assessed Valuation	**$ 337,202,966**	**$381,240,185**	**$381,240,185**	**$381,240,185**	**$379,003,768**
(11) Mill Levy (9-10)	**13.517**	**12.248**	**12.248**	**12.248**	**12.248**
DELTA COUNTY BUDGET - 2023					
NAME OF FUND: GENERAL					

CODE-10 401	EXPENDITURE ITEM	6/30/2021 ACTUAL	12/31/2021 ACTUAL	12/31/2021 BUDGET	6/30/2022 ACTUAL	2022 ESTIMATE	12/31/2022 BUDGET	2023 PROPOSAL	2023 Recommended	2023 BUDGET
PERSONNEL SERVICES										
5110	Permanent Salaries	118,745	242,905	230,297	117,071	232,296	238,025	237,233		
5120	Temporary Salaries	0	0	0	0	0	0			
5130	Overtime Salaries	0	0	0	0	0	0			
5142	Workmen's Compensation	259	259	300	419	419	370	430		
5143	Health/Life Insurance	9,875	20,590	20,394	11,212	22,249	21,643	32,574		
5144	FICA (7.65% Total)	8,347	16,932	17,618	8,145	16,144	18,209	18,148		
5145	Retirement (4.0% Eligible)	4,705	9,620	9,211	4,683	9,289	9,521	9,489		
PERSONNEL SERVICES TOTAL		**141,929**	**290,306**	**277,820**	**141,530**	**280,396**	**287,768**	**297,875**	**0**	**0**
OPERATING EXPENSES										
5331	Advertising & Legals	5,134	10,003	9,000	10,595	13,959	9,000	15,000		
5335	Organizational Dues	55,169	55,169	61,019	55,364	55,364	61,019	64,762		
5345	Telephone	239	623	500	348	671	500	700		
5352	Legal Fees	415	4,995	0	1,755	1,755	4,995	2,500		
5355	Auditor	12,000	29,500	29,500	7,500	31,500	30,000	32,000		
5359	Retiree Life Insurance	73	146	150	73	146	150	150		
5365	Animal Control	2,250	2,250	0	0	0	0	0		
5371	Mileage & Transportation	0	656	1,000	323	323	1,000	1,000		
5372	Lodging & Meals	231	1,801	3,000	2,256	2,256	3,000	2,500		
5396	Contract Services	0	0	650	0	0	300	0		
5510	Insurance	174,637	174,637	178,773	260,875	260,875	179,000	275,000		
5741	Refund of Taxes/Abatements	25,018	28,863	25,000	3,481	7,859	40,000	30,000		
5782	Miscellaneous	4,842	17,712	5,000	7,542	12,702	6,000	12,000		
5792	Center for Mental Health	0	0	2,000	0	0	2,000	0		
5793	Community Options	0	4,000	4,000	0	0	4,000	4,000		
5993	Delta Soil Conservation District	10,000	10,000	10,000	10,000	10,000	10,000	15,000		
6657	Mosquito Control	0	2,000	2,000	0	0	2,000	0		
6710	Youth Activity Fund	400	5,300	400	675	675	400	600		
6802	KVNF Contribution	0	1,000	1,000	0	1,000	1,000	1,000		
6807	Delta County Housing Authority	0	1,000	1,000	0	0	1,000	0		
6881	All Points Transit	48,136	48,136	48,136	48,136	48,136	48,136	48,136		
7880	Western Enhancement Authority	2,500	2,500	2,500	0	2,500	2,500	2,500		
7976	Delta County Historical Society	0	2,500	2,500	0	2,500	2,500	2,500		
	Delta Fire Department	0	0	0	0	0	0	1,000		
TOTAL OPERATING EXPENSE		**341,045**	**402,793**	**387,128**	**408,923**	**452,221**	**408,500**	**510,348**	**0**	**0**
CAPITAL OUTLAY										
5941	**TOTAL CAPITAL OUTLAY**	**14,380**	**17,799**	**0**	**15,099**	**23,046**	**18,000**	**16,000**	**0**	**0**
TOTAL BUDGET EXPENSE		**497,354**	**710,898**	**664,948**	**565,552**	**755,664**	**714,268**	**824,223**	**0**	**0**

CODE-10 402	EXPENDITURE ITEM	6/30/2021 ACTUAL	12/31/2021 ACTUAL	12/31/2021 BUDGET	6/30/2022 ACTUAL	2022 ESTIMATE	12/31/2022 BUDGET	2023 PROPOSAL	2023 Recommended	2023 BUDGET
PERSONNEL SERVICES										
5110	Permanent Salaries	163,681	326,721	335,765	186,045	383,786	398,639	436,904		
5120	Temporary Salaries	0	0	0	0	0	0	0		
5130	Overtime Salaries	0	0	0	0	0	0	0		
5141	Unemployment (1% Total)	0	0	0	0	0	0	0		
5142	Workmen's Compensation	375	375	450	3,284	3,284	550	3,300		
5143	Health/Life Insurance	26,405	53,140	57,353	27,855	58,642	62,697	67,681		
5144	FICA (7.65% Total)	12,004	24,077	25,686	13,706	28,261	30,496	33,423		
5145	Retirement (4.0% Eligible)	6,505	13,084	13,431	7,395	15,304	15,946	17,476		
PERSONNEL SERVICES		**208,969**	**417,397**	**432,685**	**238,284**	**489,277**	**508,328**	**558,784**	**0**	**0**
OPERATING EXPENSES										
5220	Operating Supplies	1,767	3,929	6,000	2,851	5,590	7,000	8,000		
5221	Computer Supplies	8,050	8,050	0	0	0	8,050	5,000		
5311	Postage	27	6,352	24,461	4,290	18,840	28,000	31,000		
5321	Printing	0	0	300	0	0	300	300		
5331	Advertising & Legals	62	94	300	33	65	300	300		
5335	Organizational Dues	1,217	1,217	1,700	1,217	1,217	1,700	2,000		
5345	Telephone	106	158	500	59	98	500	500		
5363	Maintenance-Office Equip.	0	0	500	0	0	500	500		
5369	Maintenance Contracts	23,769	26,969	21,000	20,705	27,105	25,000	30,267		
5371	Mileage & Transportation	1,933	4,009	7,200	1,102	3,706	2,000	3,000		
5372	Lodging & Meals	414	1,803	1,500	1,830	3,175	1,500	2,000		
5373	Vehicle Maint / Expenses	0	0	700	84	84	700	700		
5380	In Service Training	365	365	1,600	350	350	1,600	2,000		
5782	Miscellaneous	0	0	200	0	0	200	200		
5865	Copy Machine Lease	554	1,127	1,800	679	2,588	2,000	3,000		
6006	Clerk's Tech/E-Recording Fund	4,000	4,000	9,000	0	0	8,000	8,000		
7937	Motor Vehicle Renewal Processir	10,972	23,068	23,000	12,140	26,805	25,000	32,000		
TOTAL OPERATING EXPENSE		**53,238**	**81,142**	**99,761**	**45,340**	**89,623**	**112,350**	**128,767**	**0**	**0**
CAPITAL OUTLAY										
5941	**CAPITAL OUTLAY**	**0**	**0**	**0**	**0**	**0**	**0**	**0**	**0**	**0**
TOTAL BUDGET EXPENSE		**262,206**	**498,539**	**532,446**	**283,625**	**578,900**	**620,678**	**687,551**	**0**	**0**

CODE-10 403	EXPENDITURE ITEM	6/30/2021 ACTUAL	12/31/2021 ACTUAL	12/31/2021 BUDGET	6/30/2022 ACTUAL	2022 ESTIMATE	12/31/2022 BUDGET	2023 PROPOSAL	2023 Recommended	2023 BUDGET
PERSONNEL SERVICES										
5110	Permanent Salaries	94,483	182,319	178,171	87,035	167,633	191,507	201,876		
5120	Temporary Salaries	0	0	0	0	0	0	0		
5130	Overtime Salaries	0	0	0	0	0	0	0		
5141	Unemployment (1% Total)	0	0	0	0	0	0	0		
5142	Workmen's Compensation	220	220	250	47	47	292	75		
5143	Health/Life Insurance	15,940	31,929	34,405	13,445	25,483	32,464	33,146		
5144	FICA (7.65% Total)	7,043	13,683	13,630	6,511	12,545	14,558	15,443		
5145	Retirement (4.0% Eligible)	3,779	7,344	7,127	3,481	6,622	7,612	8,075		
PERSONNEL SERVICES TOTAL		**121,465**	**235,496**	**233,583**	**110,520**	**212,330**	**246,433**	**258,615**	**0**	**0**
OPERATING EXPENSES										
5220	Operating Supplies	254	1,427	1,300	754	1,363	1,300	1,300		
5311	Postage	1,035	1,720	3,000	685	2,426	2,500	2,500		
5321	Printing	0	239	300	0	0	300	300		
5331	Advertising & Legals	0	6,415	11,000	140	140	11,000	11,000		
5335	Organizational Dues	450	450	450	450	450	450	450		
5345	Telephone	12	30	50	12	25	50	50		
5361	Vehicle Maintenance	0	30	1,000	0	0	1,000	1,000		
5363	Maintenance-Office Equip.	0	0	250	0	0	450	450		
5371	Mileage & Transportation	57	270	325	384	530	725	725		
5372	Lodging & Meals	0	179	725	54	535	725	725		
5380	Registration	0	0	450	0	0	450	450		
5536	Eagleweb Support	4,052	4,052	4,100	4,255	4,255	4,300	4,600		
5865	Copy Machine Lease	445	912	1,200	350	2,452	1,300	1,300		
6551	Tax Settlement Expense	81	2,431	2,500	580	638	2,500	2,500		
6687	Tax Bill	12,724	20,328	13,000	12,936	12,983	13,000	14,000		
6688	Eagle Treasurer Support	13,711	13,711	13,700	14,396	14,396	14,400	15,500		
7936	Tax Lien Purchases	0	384	500	0	0	500	600		
7955	Equipment	0	0	500	0	0	500	500		
7973	Treads	450	855	360	225	945	900	900		
7974	Lockbox	2,219	3,209	4,400	2,407	3,546	4,500	4,500		
TOTAL OPERATING EXPENSE		**35,490**	**56,642**	**59,110**	**37,629**	**44,683**	**60,850**	**63,350**	**-**	**-**
CAPITAL OUTLAY										
5941	**TOTAL CAPITAL OUTLAY**	**-**	**-**	**-**	**-**	**-**	**-**	**-**	**-**	**-**
TOTAL BUDGET EXPENSE		**156,956**	**292,138**	**292,693**	**148,148**	**257,013**	**307,283**	**321,965**	**-**	**-**

CODE-10 404	EXPENDITURE ITEM	6/30/2021 ACTUAL	12/31/2021 ACTUAL	12/31/2021 BUDGET	6/30/2022 ACTUAL	2022 ESTIMATE	12/31/2022 BUDGET	2023 PROPOSAL	2023 Recommended	2023 BUDGET
5110	Permanent Salaries	244,824	496,618	521,665	279,366	588,259	569,413	659,467		
5120	Temporary Salaries	0	0	0	0	0	0	0		
5130	Overtime Salaries	0	0	0	0	0	0	0		
5141	Unemployment (1% Total)	0	0	0	0	0	0	0		
5142	Workmen's Compensation	7,647	7,647	9,500	7,801	7,801	8,840	8,000		
5143	Health/Life Insurance	41,392	82,675	91,063	47,171	101,154	101,343	117,316		
5144	FICA (7.65% Total)	18,264	36,967	39,907	20,564	43,399	43,560	50,449		
5145	Retirement (4.0% Eligible)	9,793	19,757	20,867	11,122	23,477	22,777	26,379		
		321,920	**643,663**	**683,002**	**366,023**	**764,091**	**745,933**	**861,611**	**0**	**0**
OPERATING EXPENSES										
5220	Operating Supplies	509	8,714	6,000	1,119	7,500	7,500	8,000		
5231	Fuel	621	1,529	2,500	844	2,300	3,210	2,500		
5311	Postage	11,815	12,715	11,000	1,467	2,500	3,500	13,500		
5321	Printing	4,285	4,729	3,000	2,411	2,800	2,500	5,500		
5331	Advertising & Legals	487	650	300	0	0	500	200		
5335	Organizational Dues	150	2,852	3,300	88	3,300	3,300	3,500		
5345	Telephone	656	1,304	1,200	508	1,200	1,800	1,200		
5350	Professional Services	0	0	0	90	100	0	100		
5352	Legal Fees	0	145	0	55	60	0	0		
5361	Maintenance-Vehicles	192	912	2,500	395	3,000	3,000	4,000		
5363	Maintenance-Office Equip.	0	39	300	149	200	300	300		
5371	Mileage & Transportation	0	380	100	0	100	250	250		
5372	Lodging & Meals	0	2,830	8,000	1,032	7,500	7,500	8,000		
5380	In Service Training	170	4,988	7,000	2,200	6,000	7,500	8,000		
5538	License Software	2,461	4,858	4,000	1,420	5,000	5,000	5,300		
5782	Miscellaneous	684	684	1,000	690	850	1,000	300		
5865	Copy Machine Lease	771	1,671	2,200	900	2,000	1,545	1,800		
6592	ECS-CAMA/AIMS	55,228	55,228	55,300	57,989	57,989	58,000	62,100		
TOTAL OPERATING EXPENSE		**78,029**	**104,228**	**107,700**	**71,356**	**102,399**	**106,405**	**124,550**	**0**	**0**
CAPITAL OUTLAY										
5941	**CAPITAL OUTLAY**	**0**	**0**	**30,000**	**25,300**	**25,300**	**30,000**	**0**	**0**	**0**
TOTAL BUDGET EXPENSE		**399,950**	**747,891**	**820,702**	**462,679**	**891,790**	**882,338**	**986,161**	**0**	**0**

CODE-10 405	EXPENDITURE ITEM	6/30/2021 ACTUAL	12/31/2021 ACTUAL	12/31/2021 BUDGET	6/30/2022 ACTUAL	2022 ESTIMATE	12/31/2022 BUDGET	2023 PROPOSAL	2023 Recommended	2023 BUDGET
PERSONNEL SERVICES										
5110	Permanent Salaries	41,653	70,000	55,280	29,378	58,755	58,759	60,609		
5120	Temporary Salaries	0	0	0	0	0	0			
5130	Overtime Salaries	0	0	0	0	0	0			
5141	Unemployment (1% Total)	0	0	0	0	0	0			
5142	Workmen's Compensation	56	56	80	47	47	93	60		
5143	Health/Life Insurance	4,713	9,443	9,548	4,810	9,619	9,674	9,899		
5144	FICA (7.65% Total)	3,134	5,229	4,229	2,197	4,393	4,495	4,637		
5145	Retirement (4.0% Eligible)	1,666	2,789	2,212	1,175	2,350	2,350	2,424		
PERSONNEL SERVICES TOTAL		**51,223**	**87,517**	**71,349**	**37,606**	**75,165**	**75,371**	**77,629**	**0**	**0**
OPERATING EXPENSES										
5220	Operating Supplies	79	710	750	151	883	750	750		
5311	Postage	0	0	0	167	167	0	0		
5321	Printing	0	0	300	235	235	300	300		
5335	Organizational Dues	200	200	300	250	250	250	300		
5345	Telephone	2	4	50	1	2	50	50		
5371	Mileage & Transportation	0	21	325	126	126	325	625		
5372	Lodging & Meals	0	179	550	54	535	550	1,100		
5380	Registration (Ann conf & seminar)	0	0	225	0	0	225	725		
5865	Copy Machine Lease	464	698	1,200	233	233	1,300	1,300		
6762	GTS Forclosure Processing	0	0	100	0	0	0	0		
TOTAL OPERATING EXPENSE		**745**	**1,812**	**3,800**	**1,218**	**2,431**	**3,750**	**5,150**	**0**	**0**
CAPITAL OUTLAY										
5941	**TOTAL CAPITAL OUTLAY**	**0**	**0**	**0**	**0**	**0**	**0**	**0**	**0**	**0**
TOTAL BUDGET EXPENSE		**51,969**	**89,329**	**75,149**	**38,824**	**77,596**	**79,121**	**82,779**	**0**	**0**

CODE-10 406	EXPENDITURE ITEM	6/30/2021 ACTUAL	12/31/2021 ACTUAL	12/31/2021 BUDGET	6/30/2022 ACTUAL	2022 ESTIMATE	12/31/2022 BUDGET	2023 PROPOSAL	2023 Recommended	2023 BUDGET
41										
5110	Permanent Salaries	167,406	349,076	306,534	214,350	436,522	411,535	571,310		
5120	Temporary Salaries	0	770	0	0	0	0	34,000		
5130	Overtime Salaries	392	392	0	0	0	0	0		
5142	Workmen's Compensation	7,243	7,243	9,000	12,155	12,155	17,649	13,000		
5143	Health/Life Insurance	35,299	71,996	61,263	38,967	79,591	75,876	92,743		
5144	FICA (7.65% Total)	12,093	24,841	23,450	15,590	31,749	31,482	46,306		
5145	Retirement (4.0% Eligible)	6,376	13,321	12,261	8,003	16,352	16,461	22,852		
PERSONNEL SERVICES TOTAL		**228,809**	**467,638**	**412,508**	**289,064**	**576,369**	**553,003**	**780,211**	**0**	**0**
OPERATING EXPENSES										
5220	Operating Supplies	16,219	31,980	35,000	21,043	45,000	45,000	60,000		
5226	Energy Retrofit-On-going Servi	0	0	6,800	0	0	6,800	0		
5231	Fuel	1,306	4,311	1,700	1,781	7,655	5,800	10,000		
5235	Tools	1,892	3,483	10,000	2,673	5,918	5,000	10,000		
5341	Electricity	52,530	131,578	153,200	56,770	114,478	135,000	135,000		
5342	Water & Sewer & Trash	14,878	33,114	28,000	15,358	27,826	32,000	32,000		
5344	Natural Gas	26,786	34,331	30,000	38,614	42,168	37,000	43,000		
5345	Telephone	623	1,364	975	1,173	2,689	1,200	3,000		
5350	Professional Services	962	8,563	0	0	0	0	0		
5351	Drug Testing	0	0	100	0	0	100	100		
5361	Maintenance-Vehicles	981	3,974	1,000	1,211	5,267	4,000	10,000		
5364	Maint. Bldg. & Grounds	18,060	38,932	40,000	24,388	55,343	50,000	65,000		
5369	Maintenance Contracts-Delta	14,273	23,538	12,500	18,612	37,020	26,000	35,000		
5380	Inservice Training	0	0	0	0	0	0	10,000		
5396	Contract Services	1,000	2,046	0	0	0	1,000	20,000		
6543	Operating Supplies-NF	0	0	1,300	0	1,819	2,000	2,000		
6544	Electricity-NF	3,883	9,196	8,200	4,130	7,052	8,300	8,300		
6545	Water & Sewer-NF	0	112	1,400	353	1,051	1,380	1,200		
6546	Natural Gas-NF	1,997	3,172	2,300	3,215	3,622	2,400	3,700		
6582	Maint. Bldg. & Grounds-NF	100	100	2,100	453	1,200	1,200	4,000		
6583	Operating Supplies-Maloney C	0	0	0	0	0	100	0		
6584	Electricity-Maloney Ctr	452	1,349	1,200	731	1,163	1,000	1,200		
6585	Water & Sewer-Maloney Ctr	57	136	1,000	293	614	1,000	1,000		
6586	Natural Gas-Maloney Ctr	810	1,244	1,100	1,181	1,290	1,000	1,300		
6587	Maint. Bldg. & Grounds-Malone	0	50	1,000	0	0	1,000	0		
6890	Elevate Internet-Maloney Ctr	0	0	1,000	0	0	1,000	0		
7850	Security Supplies/Maintenance	0	0	1,400	0	0	500	0		
TOTAL OPERATING EXPENSE		**156,810**	**332,574**	**341,275**	**191,980**	**361,174**	**369,780**	**455,800**	**0**	**0**
CAPITAL OUTLAY										
5941	**CAPITAL OUTLAY**	**0**	**4,926**	**24,500**	**35,681**	**57,973**	**344,000**	**386,000**		
TOTAL BUDGET EXPENSE		**385,619**	**805,139**	**778,283**	**516,725**	**995,516**	**1,266,783**	**1,622,011**	**0**	**0**

CODE-10 407	EXPENDITURE ITEM	6/30/2021 ACTUAL	12/31/2021 ACTUAL	12/31/2021 BUDGET	6/30/2022 ACTUAL	2022 ESTIMATE	12/31/2022 BUDGET	2023 PROPOSAL	2023 Recommended	2023 BUDGET
PERSONNEL SERVICES										
5110	Permanent Salaries	35,172	70,926	50,343	24,644	46,655	53,157	61,651		
5130	Overtime Salaries	0	0	0	0	0	0	0		
5141	Unemployment (1% Total)	0	0	0	0	0	0	0		
5142	Workmen's Compensation	0	0	0	0	0	0	0		
5143	Health/Life Insurance	4,136	8,287	8,273	1,412	4,212	8,441	8,657		
5144	FICA (7.65% Total)	2,655	5,310	4,616	1,886	3,518	5,597	4,716		
5145	Retirement (4.0% Eligible)	1,407	2,814	2,414	986	1,776	2,926	2,466		
PERSONNEL SERVICES TOTAL		**43,369**	**87,336**	**65,646**	**28,929**	**56,161**	**70,121**	**77,491**	**0**	**0**
OPERATING EXPENSES										
5220	Operating Supplies	47	2,899	600	2,867	4,239	4,100	8,869		
5331	Advertising/Marketing	790	5,770	10,000	6,503	8,503	10,000	15,000		
5335	Professional Dues	0	175	400	0	0	400	400		
5345	Telephone	360	720	720	180	473	720	720		
5371	Mileage	0	0	2,000	0	391	2,000	2,000		
5380	In Service Training	0	1,390	4,000	138	138	4,000	2,150		
5825	Meetings Expenses	61	745	3,000	0	0	3,000	3,000		
	Contract Services	0	0	0	0	0	0	4,760		
TOTAL OPERATING EXPENSE		**1,258**	**11,699**	**20,720**	**9,688**	**13,744**	**24,220**	**36,899**	**0**	**0**
CAPITAL OUTLAY										
5941	**TOTAL CAPITAL OUTLAY**	**0**	**0**	**0**	**0**	**0**	**0**	**0**	**0**	**0**
TOTAL BUDGET EXPENSE		**44,627**	**99,035**	**86,366**	**38,617**	**69,905**	**94,341**	**114,390**	**0**	**0**

CODE-10 408	EXPENDITURE ITEM	6/30/2021 ACTUAL	12/31/2021 ACTUAL	12/31/2021 BUDGET	6/30/2022 ACTUAL	2022 ESTIMATE	12/31/2022 BUDGET	2023 PROPOSAL	2023 Recommended	2023 BUDGET
PERSONNEL SERVICES										
5110	Permanent Salaries	2,102	4,204	4,204	2,102	4,204	4,204	4,595		
5120	Temporary Salaries	0	0	0	0	0	0	0		
5130	Overtime Salaries	0	0	0	0	0	0	0		
5141	Unemployment (1% Total)	0	0	0	0	0	0	0		
5142	Workmen's Compensation	5	5	5	93	93	7	95		
5143	Health/Life Insurance	20	40	40	20	40	12	40		
5144	FICA (7.65% Total)	160	320	322	160	320	322	352		
5145	Retirement (4% Eligible)	84	168	168	84	168	168	184		
PERSONNEL SERVICES TOTAL		**2,371**	**4,737**	**4,739**	**2,459**	**4,825**	**4,713**	**5,265**	**0**	**0**
OPERATING EXPENSES										
5220	Operating Supplies	0	0	200	0	0	200	75		
5335	Organizational Dues	0	0	50	0	0	50	0		
5356	Check Plats	1,730	5,780	4,000	3,220	7,720	8,000	8,000		
TOTAL OPERATING EXPENSE		**1,730**	**5,780**	**4,250**	**3,220**	**7,720**	**8,250**	**8,075**	**0**	**0**
CAPITAL OUTLAY										
5941	**TOTAL CAPITAL OUTLAY**	**0**	**0**	**0**	**0**	**0**	**0**	**0**	**0**	**0**
TOTAL BUDGET EXPENSE		**4,101**	**10,517**	**8,989**	**5,679**	**12,545**	**12,963**	**13,340**	**0**	**0**

CODE-10 409	EXPENDITURE ITEM	6/30/2021 ACTUAL	12/31/2021 ACTUAL	12/31/2021 BUDGET	6/30/2022 ACTUAL	2022 ESTIMATE	12/31/2022 BUDGET	2023 PROPOSAL	2023 Recommended	2023 BUDGET
PERSONNEL SERVICES										
5110	Permanent Salaries	182,857	376,025	365,176	199,808	438,469	480,673	541,382		
5120	Temporary Salaries	0	0	0	0	0	0	0		
5130	Overtime Salaries	0	31	0	0	0	0	0		
5141	Unemployment (1% Total)	0	0	0	0	0	0	0		
5142	Workmen's Compensation	515	515	450	697	697	760	700		
5143	Health/Life Insurance	17,292	33,444	34,560	23,203	51,634	43,548	63,818		
5144	FICA (7.65% Total)	13,828	28,162	27,936	14,629	31,883	36,771	41,416		
5145	Retirement (4.0% Eligible)	7,304	14,902	14,607	7,992	17,539	19,227	21,655		
PERSONNEL SERVICES TOTAL		**221,795**	**453,078**	**442,729**	**246,330**	**540,222**	**580,979**	**668,972**	**0**	**0**
OPERATING EXPENSES										
5220	Operating Supplies	650	1,064	3,000	1,785	3,000	3,000	3,225		
5311	Postage	224	361	400	109	180	350	400		
5321	Printing	634	865	200	119	119	1,000	1,000		
5335	Organizational Dues	2,155	2,810	3,000	2,197	3,387	3,000	3,225		
5345	Telephone	32	57	100	30	47	80	100		
5350	Professional Services	0	881	500	1,494	1,792	1,000	1,075		
5363	Maintenance-Office Equip.	0	0	300	0	0	300	323		
5371	Mileage & Transportation	0	0	1,750	0	1,616	1,750	1,882		
5372	Lodging & Meals	0	0	3,000	502	6,321	3,000	3,225		
5380	In Service Training	100	100	600	782	1,790	300	323		
5396	Contract Services	0	0	250	0	0	250	269		
5810	Library	135	249	250	272	272	200	215		
5865	Copy Machine Lease	1,586	3,481	3,182	1,883	6,161	3,182	3,500		
7905	Background Check	0	0	0	0	0	0	250		
TOTAL OPERATING EXPENSE		**5,515**	**9,868**	**16,532**	**9,173**	**24,684**	**17,412**	**19,012**	**0**	**0**
CAPITAL OUTLAY										
5941 CAPITAL OUTLAY		**0**	**0**	**0**	**0**	**0**	**0**	**0**	**0**	**0**
TOTAL BUDGET EXPENSE		**227,310**	**462,946**	**459,261**	**255,502**	**564,906**	**598,391**	**687,984**	**0**	**0**

CODE-10 414	EXPENDITURE ITEM	6/30/2021 ACTUAL	12/31/2021 ACTUAL	12/31/2021 BUDGET	6/30/2022 ACTUAL	2022 ESTIMATE	12/31/2022 BUDGET	2023 PROPOSAL	2023 Recommended	2023 BUDGET
PERSONNEL SERVICES										
5110	Permanent Salaries	42,695	85,574	79,476	47,562	95,125	89,373	100,402		
5120	Temporary Salaries	0	0	2,000	0	0	0			
5130	Overtime Salaries	0	586	1,500	1,270	2,934	3,500	3,500		
5141	Unemployment (1% Total)	0	0	0	0	0	0			
5142	Workmen's Compensation	209	209	450	589	589	150	600		
5143	Health/Life Insurance	7,647	15,363	15,294	7,869	15,766	15,606	15,926		
5144	FICA (7.65% Total)	3,162	6,377	6,348	3,656	7,281	7,545	7,949		
5145	Retirement (4.0% Eligible)	1,708	3,439	3,239	1,953	3,922	3,945	4,156		
PERSONNEL SERVICES TOTAL		**55,421**	**111,548**	**108,307**	**62,900**	**125,618**	**120,119**	**132,533**	**0**	**0**
OPERATING EXPENSES										
5220	Operating Supplies	904	12,992	15,000	27,834	40,000	40,000	20,000		
5311	Postage	152	5,052	15,000	14,047	20,000	27,000	10,000		
5321	Printing	0	2,294	5,000	2,677	3,000	5,000	3,500		
5331	Advertising & Legals	0	671	800	280	280	3,200	700		
5345	Telephone	24	110	600	28	100	500	500		
5363	Maintenance-Office Equip.	0	0	1,000	0	0	1,500	1,500		
5369	Maintenance Contracts	16,315	16,315	20,000	30,063	30,000	38,000	28,000		
5371	Mileage & Transportation	156	586	2,000	0	1,100	2,000	3,000		
5372	Lodging & Meals	1,032	1,449	2,000	386	2,000	2,000	3,000		
5380	In Service Training	730	730	850	700	820	850	1,000		
5396	Contract Services - Judges	0	5,639	10,000	4,739	30,000	30,000	20,000		
5865	Copy Machine Lease	0	0	400	0	0	400	400		
7919	Ballot Contracting Services	0	21,086	25,000	33,609	75,000	75,000	35,000		
OPERATING EXPENSES TOTAL		**19,312**	**66,923**	**97,650**	**114,360**	**202,300**	**225,450**	**126,600**	**0**	**0**
CAPITAL OUTLAY										
5941	**TOTAL CAPITAL OUTLAY**	**568**	**2,768**	**0**	**5,981**	**5,981**	**15,000**	**62,500**		
TOTAL BUDGET EXPENSE		**75,301**	**181,239**	**205,957**	**183,242**	**333,899**	**360,569**	**321,633**	**0**	**0**

CODE-10 415	EXPENDITURE ITEM	6/30/2021 ACTUAL	12/31/2021 ACTUAL	12/31/2021 BUDGET	6/30/2022 ACTUAL	2022 ESTIMATE	12/31/2022 BUDGET	2023 PROPOSAL	2023 Recommended	2023 BUDGET
PERSONNEL SERVICES										
5110	Permanent Salaries	185,777	380,528	362,130	215,921	425,902	415,988	554,390		
5120	Temporary Salaries	0	0	0	0	0	0	5,000		
5130	Overtime Salaries	0	0	0	0	0	0	0		
5141	Unemployment (1% Total)	0	0	0	0	0	0	0		
5142	Workmen's Compensation	519	519	525	0	0	660	525		
5143	Health/Life Insurance	20,378	42,594	33,091	20,525	42,115	42,203	61,686		
5144	FICA (7.65% Total)	14,180	28,739	27,703	15,603	30,791	31,823	42,411		
5145	Retirement (4.0% Eligible)	7,721	15,625	14,485	8,320	16,640	16,640	22,176		
PERSONNEL SERVICES TOTAL		**228,575**	**468,004**	**437,934**	**260,370**	**515,447**	**507,314**	**686,188**	**0**	**0**
OPERATING EXPENSES										
5220	Operating Supplies	9,537	21,217	18,000	10,315	20,410	15,000	22,000		
5311	Postage	1,012	7,334	5,000	1,799	4,136	2,000	6,200		
5335	Organizational Dues	600	759	800	1,549	1,867	600	2,010		
5345	Telephone	1,737	453	400	73	198	500	300		
5350	Professional Services	115	6,115	6,000	0	12,470	400	6,500		
5363	Maintenance-Office Equip.	0	0	100	0	0	100	0		
5371	Mileage & Transportation	0	207	1,000	0	52	1,400	50		
5372	Lodging & Meals	0	709	1,200	338	553	1,200	1,000		
5380	In Service Training	249	429	2,500	2,818	3,348	400	5,145		
5536	Computer--Support	19,973	19,973	19,850	17,123	17,123	20,000	20,000		
5782	Miscellaneous	329	433	100	0	2,019	400	100		
5865	Copy Machine Lease	1,898	3,640	7,800	2,090	6,270	3,500	4,200		
	Background Checks							65		
	Employee Morale & Retention							3,000		
TOTAL OPERATING EXPENSE		**35,450**	**61,269**	**62,750**	**36,106**	**68,448**	**45,500**	**70,570**	**0**	**0**
CAPITAL OUTLAY										
5941	**CAPITAL OUTLAY**	**0**	**0**	**0**	**0**	**0**	**0**	**0**	**0**	**0**
TOTAL BUDGET EXPENSE		**264,025**	**529,274**	**500,684**	**296,475**	**583,894**	**552,814**	**756,758**	**0**	**0**

CODE-10 416	EXPENDITURE ITEM	6/30/2021 ACTUAL	12/31/2021 ACTUAL	12/31/2021 BUDGET	6/30/2022 ACTUAL	2022 ESTIMATE	12/31/2022 BUDGET	2023 PROPOSAL	2023 Recommended	2023 BUDGET
PERSONNEL SERVICES										
5110	Permanent Salaries	130,063	271,780	340,272	138,538	282,109	292,335	306,838		
5120	Temporary Salaries	0	0	0	0	0	0	0		
5130	Overtime Salaries	0	0	0	0	0	0	0		
5141	Unemployment (1% Total)	0	0	0	0	0	0	0		
5142	Workmen's Compensation	302	302	300	0	0	475	400		
5143	Health/Life Insurance	11,622	26,837	41,273	20,853	42,403	44,524	48,396		
5144	FICA (7.65% Total)	9,764	20,211	26,031	10,154	20,690	22,364	23,473		
5145	Retirement (4.0% Eligible)	5,165	10,723	13,610	5,542	11,284	11,693	12,274		
PERSONNEL SERVICES TOTAL		**156,915**	**329,853**	**421,486**	**175,087**	**356,486**	**371,391**	**391,381**	**0**	**0**
OPERATING EXPENSES										
5220	Operating Supplies	3,393	10,144	3,000	7,102	9,500	5,500	4,000		
5311	Postage	2,187	2,488	1,500	269	1,062	600	700		
5331	Advertising & Legals	0	77	1,500	209	1,021	1,000	1,000		
5335	Organizational Dues	0	0	200	0	0	200	200		
5345	Telephone	161	595	100	207	554	520	500		
5350	Professional Services	2,363	3,750	0	150	150	0	0		
5363	Maint Office Equipment	641	641	0	0	0	0	0		
5371	Mileage & Transportation	0	442	500	0	561	500	500		
5372	Lodging & Meals	0	785	1,000	0	0	1,000	1,000		
5380	In Service Training	0	0	1,000	190	190	1,000	1,000		
5396	Contract Services	240	240	0	0	0	0	0		
5825	Planning Commission & Area Exp	883	1,990	3,000	5,973	12,366	3,000	12,000		
5865	Copy Machine Lease	470	1,147	3,500	939	1,878	1,200	1,200		
6619	Refund of Fees(Pass Thru)	0	0	1,000	160	660	0	0		
6668	Code Enforcemet	0	0	0	260	517	0	1,000		
7981	Delta County Youth Council	0	0	500	0	0	0	0		
TOTAL OPERATING EXPENSE		**10,338**	**22,298**	**16,800**	**15,460**	**28,459**	**14,520**	**23,100**	**0**	**0**
CAPITAL OUTLAY										
5941	**TOTAL CAPITAL OUTLAY**	**0**	**0**	**0**	**0**	**0**	**0**	**0**	**0**	**0**
TOTAL BUDGET EXPENSE		**167,254**	**352,151**	**438,286**	**190,546**	**384,946**	**385,911**	**414,481**	**0**	**0**

CODE-10 417	EXPENDITURE ITEM	6/30/2021 ACTUAL	12/31/2021 ACTUAL	12/31/2021 BUDGET	6/30/2022 ACTUAL	2022 ESTIMATE	12/31/2022 BUDGET	2023 PROPOSAL	2023 Recommended	2023 BUDGET
PERSONNEL SERVICES										
5110	Permanent Salaries	52,380	109,622	113,637	58,109	116,219	116,219	135,375		
5120	Temporary Salaries	0	0	0	0	0	0	0		
5130	Overtime Salaries	0	0	0	0	0	0	0		
5141	Unemployment (1% Total)	0	0	0	0	0	0	0		
5142	Workmen's Compensation	2,209	2,209	2,600	0	0	3,186	1,500		
5143	Health/Life Insurance	8,273	16,573	16,478	8,435	16,876	16,882	17,218		
5144	FICA (7.65% Total)	3,977	8,163	8,694	4,387	8,835	8,891	10,356		
5145	Retirement (4.0% Eligible)	2,095	4,299	4,545	2,324	4,649	4,649	5,415		
PERSONNEL SERVICES TOTAL		**68,934**	**140,866**	**145,954**	**73,256**	**146,579**	**149,827**	**169,864**	**0**	**0**
OPERATING EXPENSES										
5220	Operating Supplies	500	993	2,000	966	1,174	1,500	1,500		
5231	Fuel	157	409	300	175	175	340	400		
5311	Postage	16	46	75	3	61	75	100		
5335	Organizational Dues	195	195	195	289	289	320	320		
5345	Telephone	4	7	25	4	7	15	10		
5350	Professional Services	281	281	1,500	0	0	6,800	0		
5361	Maintenance-Vehicles	0	782	1,000	0	300	1,000	1,000		
5371	Mileage & Transportation	35	156	2,000	798	1,200	2,000	2,000		
5372	Lodging & Meals	0	1,653	3,500	1,733	2,712	3,500	3,500		
5380	Training	0	1,583	3,000	528	1,428	3,000	3,000		
5538	Software Purchase	0	0	1,000	0	0	500	0		
5826	Software Tech Support	11,404	11,404	11,405	10,500	10,500	10,500	10,500		
6757	Rural House Numbers	884	3,887	2,500	889	3,972	4,000	4,000		
6758	Road Name Signs (New Only)	55	128	250	84	290	150	200		
5337	GIS Computer Hardware	0	0	0	0	0	0	4,500		
TOTAL OPERATING EXPENSE		**13,532**	**21,523**	**28,750**	**15,970**	**22,108**	**33,700**	**31,030**	**0**	**0**
CAPITAL OUTLAY										
5941	**TOTAL CAPITAL OUTLAY**	**61,793**	**61,793**	**61,793**	**21,314**	**86,862**	**86,862**	**65,067**	**0**	**0**
TOTAL BUDGET EXPENSE		**144,260**	**224,183**	**236,497**	**110,540**	**255,548**	**270,389**	**265,961**	**0**	**0**

CODE-10 418	EXPENDITURE ITEM	6/30/2021 ACTUAL	12/31/2021 ACTUAL	12/31/2021 BUDGET	6/30/2022 ACTUAL	2022 ESTIMATE	12/31/2022 BUDGET	2023 PROPOSAL	2023 Recommended	2023 BUDGET
PERSONNEL SERVICES										
PERSONNEL SERVICES TOTAL										
OPERATING EXPENSES										
6704	Veterinary Services	70	115	1,500	0	116	1,500	1,500		
6705	Spay/Neuter Program	5,000	7,500	12,000	5,000	10,000	10,000	10,000		
6706	Transfer Facility	4,150	19,680	20,000	10,285	20,635	20,000	25,000		
TOTAL OPERATING EXPENSE		9,220	27,295	33,500	15,285	30,751	31,500	36,500	0	0
CAPITAL OUTLAY										
5941	TOTAL CAPITAL OUTLAY	0	0	0	0	0	0	0	0	0
TOTAL BUDGET EXPENSE		9,220	27,295	33,500	15,285	30,751	31,500	36,500	0	0

NOTE 2023:
50% of total cost of $38,000
DCSO share = $19,000
Daily Care = $6000

CODE-10 419	EXPENDITURE ITEM	6/30/2021 ACTUAL	12/31/2021 ACTUAL	12/31/2021 BUDGET	6/30/2022 ACTUAL	2022 ESTIMATE	12/31/2022 BUDGET	2023 PROPOSAL	2023 Recommended	2023 BUDGET
PERSONNEL SERVICES										
5110	Permanent Salaries	13,906	26,648	19,933	11,746	23,307	24,224	24,047		
5120	Temporary Salaries	0	0	0	0	0	0	0		
5130	Overtime Salaries	0	0	0	0	0	0	0		
5141	Unemployment (1% Total)	0	0	0	0	0	0	0		
5142	Workmen's Compensation	1,095	1,095	775	1,810	1,810	40	1,500		
5143	Health/Life Insurance	947	2,432	2,692	1,700	3,401	3,401	3,401		
5144	FICA (7.65% Total)	1,064	2,040	1,960	896	1,778	1,853	1,840		
5145	Retirement (4.0% Eligible)	556	1,033	1,025	470	932	969	962		
PERSONNEL SERVICES TOTAL		**15,688**	**33,247**	**26,385**	**16,622**	**31,228**	**30,487**	**31,749**	**0**	**0**
OPERATING EXPENSES										
5220	Operating Supplies	315	315	550	235	235	450	300		
5311	Postage	50	50	100	0	0	100	0		
5335	Organizational Dues	0	0	50	50	100	50	100		
5345	Telephone	4	4	10	0	0	10	0		
5371	Mileage & Transportation	0	0	250	0	0	200	200		
5372	Lodging & Meals	0	0	300	0	0	300	300		
5510	Liability Insurance	0	0	1,200	0	0	1,200	0		
TOTAL OPERATING EXPENSE		**430**	**369**	**2,460**	**285**	**335**	**2,310**	**900**	**0**	**0**
CAPITAL OUTLAY										
5941	**TOTAL CAPITAL OUTLAY**	**0**	**0**	**0**	**0**	**0**	**0**	**0**	**0**	**0**
		16,118	**33,616**	**28,845**	**16,907**	**31,563**	**32,797**	**32,649**	**0**	**0**

CODE-10 420	EXPENDITURE ITEM	6/30/2021 ACTUAL	12/31/2021 ACTUAL	12/31/2021 BUDGET	6/30/2022 ACTUAL	2022 ESTIMATE	12/31/2022 BUDGET	2023 PROPOSAL	2023 Recommended	2023 BUDGET
PERSONNEL SERVICES										
5110	Permanent Salaries	116,835	236,019	231,464	106,930	233,001	298,817	262,228		
5120	Temporary Salaries	0	0	0	0	0	0	0		
5130	Overtime Salaries	0	0	0	0	0	0	0		
5141	Unemployment (1% Total)	0	0	0	0	0	0	0		
5142	Workmen's Compensation	168	168	250	0	0	375	375		
5143	Health/Life Insurance	14,627	29,173	29,063	12,065	27,288	37,664	41,114		
5144	FICA (7.65% Total)	8,353	17,035	17,707	7,522	16,288	22,860	20,060		
5145	Retirement (4.0% Eligible)	4,673	9,511	9,259	4,099	8,964	11,953	10,489		
PERSONNEL SERVICES TOTAL		**144,656**	**291,906**	**287,743**	**130,616**	**285,542**	**371,669**	**334,267**	**0**	**0**
OPERATING EXPENSES										
5220	Operating Supplies	49	405	1,200	1,100	1,500	1,500	1,500		
5221	Computer Supplies	1,783	4,831	5,000	1,840	5,000	8,000	13,000		
5311	Postage	0	0	50	0	25	50	50		
5335	Organizational Dues	660	660	880	660	760	880	880		
5345	Telephone	745	1,476	2,160	549	1,300	2,880	1,440		
5350	Professional Services	0	0	3,000	842	1,500	3,000	2,000		
5363	Maint-Plat Copier	0	0	0	675	1,600	0	1,600		
5371	Mileage & Transportation	0	0	1,000	132	250	1,000	1,000		
5372	Lodging & Meals	0	0	850	857	857	850	1,500		
5380	In Service Training	4,470	4,470	2,400	0	0	6,000	6,000		
5536	Hardware Support	5,910	27,764	42,200	6,607	14,000	34,800	21,800		
5537	Software License Maintenance	6,925	52,825	36,940	6,888	80,000	88,590	139,860		
6596	Web Site	0	0	7,500	0	7,500	7,500	7,500		
7881	Telephone System Support	0	0	500	0	0	500	7,000		
6651	County Telephone	25,897	55,734	56,000	23,198	55,000	56,000	55,000		
6825	Equipment Disposal	0	263	600	82	500	1,000	1,000		
6890	Internet Service (1/2 reimb by HS)	861	1,862	8,000	-283	0	2,000	0		
TOTAL OPERATING EXPENSE		**47,300**	**150,288**	**168,280**	**43,145**	**169,792**	**214,550**	**261,130**	**0**	**0**
CAPITAL OUTLAY										
5941	**TOTAL CAPITAL OUTLAY**	**22,569**	**128,220**	**161,050**	**38,015**	**233,001**	**231,300**	**317,780**	**0**	**0**
TOTAL BUDGET EXPENSE		**214,525**	**570,414**	**617,073**	**211,776**	**688,335**	**817,519**	**913,177**	**0**	**0**

CODE-10 421	EXPENDITURE ITEM	6/30/2021 ACTUAL	12/31/2021 ACTUAL	12/31/2021 BUDGET	6/30/2022 ACTUAL	2022 ESTIMATE	12/31/2022 BUDGET	2023 PROPOSAL	2023 Recommended	2023 BUDGET
PERSONNEL SERVICES										
5110	Permanent Salaries	861,193	1,727,814	1,715,766	904,590	1,726,958	1,790,216	1,866,596		
5126	FTO/Trainer Compensation	4,800	8,700	10,000	3,600	9,600	10,000	10,000		
5120	Temporary Salaries	0	0	0	0	0	0	0		
5110	Holiday Salaries							51,000		
5130	Overtime Salaries	6,740	11,873	25,000	15,644	28,573	20,000	25,000		
5136	Overtime-Task Force/ATF	0	0	0	0	0	0	0		
5141	Unemployment (1% Total)	0	0	0	0	0	0	0		
5142	Workmen's Compensation	42,773	42,773	41,739	63,327	63,327	68,069	68,069		
5143	Health/Life Insurance	103,777	204,437	208,255	106,889	209,713	222,678	257,921		
5144	FICA (7.65% Total)	64,822	129,796	133,934	67,775	130,266	139,247	149,374		
5145	Retirement (4.0% Eligible)	34,907	70,167	70,031	36,967	70,812	72,808	78,104		
PERSONNEL SERVICES TOTAL		**1,119,013**	**2,195,560**	**2,204,725**	**1,198,792**	**2,239,249**	**2,323,018**	**2,506,063**	**0**	**0**
OPERATING EXPENSES										
5220	Operating Supplies	11,120	19,221	18,600	6,860	18,000	18,600	18,600		
5223	Certified VIN Inspection	59	6,332	12,000	240	10,000	12,000	12,000		
5225	Uniform Expenses	3,534	12,286	15,000	8,090	15,000	15,000	15,000		
5231	Fuel	31,010	63,357	55,000	40,672	70,000	65,235	75,000		
5239	Tires	2,034	7,362	7,000	2,205	7,000	7,000	7,000		
5311	Postage	302	725	900	49	410	400	500		
5315	Criminal Expenses	321	799	1,400	100	500	1,400	1,400		
5331	Advertising	786	981	2,000	269	1,000	2,000	2,000		
5335	Organizational Dues	4,255	4,255	5,000	4,187	4,700	4,700	6,000		
5345	Telephone	12,794	26,124	23,700	12,195	23,700	23,700	25,000		
5350	Professional Services	500	2,033	8,000	0	1,000	7,000	7,000		
5361	Maintenance-Vehicles	9,298	20,125	20,000	11,768	20,000	20,000	15,000		
5372	Lodging & Meals	2,282	3,668	3,000	2,123	3,900	3,700	5,000		
5380	In Service Training	10,708	13,613	20,000	3,036	6,000	15,000	15,000		
5533	Vehicle Lease	0	0	0	0	35,000	0	40,000		
5536	Computer Support/Axon	13,095	13,095	14,000	0	15,744	13,000	16,000		
5717	Search & Rescue	376	1,252	5,000	155	5,000	5,000	5,000		
5858	Crime Prevention Pub. Safety	0	0	1,500	473	1,500	1,500	1,500		
5865	Copy Machine Lease	943	2,262	4,000	1,131	3,500	3,500	3,500		
6698	POST Grant	12,310	13,656	30,000	23,429	25,000	20,000	20,000		
6763	Small Misc Grants	0	0	6,500	0	5,000	5,000	0		
6764	Civil Process	0	0	2,000	0	0	1,000	1,000		
6783	Forest Service Co-op	0	7,297	8,000	0	8,000	8,000	8,000		
6854	Sheriff's State Seizure Fund	0	0	1,248	0	0	0	0		
6855	Sheriff's Federal Seizure Fund	0	0	2,021	0	0	0	0		
6885	Street Crime Team	1,098	4,474	7,000	3,405	7,000	7,000	7,000		
7858	Training Range Maintenance	0	0	1,000	0	1,000	1,000	1,000		
7890	K-9 Program	460	2,469	15,000	1,459	3,000	15,000	10,000		
7891	Sheriff Donation Program	0	0	10,000	0	10,000	10,000	10,000		
7901	Taser Supplies/Training	5,464	5,464	6,000	0	6,000	6,000	6,000		
7993	Gray and Black Marij. Enf. Grant	0	0	67,164	0	0	0	0		
TOTAL OPERATING EXPENSE		**122,747**	**230,850**	**372,033**	**121,843**	**306,954**	**291,735**	**333,500**	**0**	**0**
CAPITAL OUTLAY										
5941	**CAPITAL OUTLAY**	**146,159**	**156,885**	**171,000**	**38,994**	**235,000**	**224,988**	**-**	**-**	**-**
TOTAL BUDGET EXPENSE		**1,387,920**	**2,583,296**	**2,747,758**	**1,359,629**	**2,781,203**	**2,839,741**	**2,839,563**	**-**	**-**

CODE-10 422	EXPENDITURE ITEM	6/30/2021 ACTUAL	12/31/2021 ACTUAL	12/31/2021 BUDGET	6/30/2022 ACTUAL	2022 ESTIMATE	12/31/2022 BUDGET	2023 PROPOSAL	2023 Recommended	2023 BUDGET
PERSONNEL SERVICES										
5110	Permanent Salaries	224,499	439,781	444,207	284,952	500,387	515,052	555,146		
5120	Temporary Salaries	0	0	0	0	0	0			
5110	Holiday Salaries	0	0	0	0	0	0	23,000		
5130	Overtime Salaries	6,209	15,884	15,000	8,039	18,265	16,000	18,000		
5141	Unemployment (1% Total)	0	0	0	0	0	0	0		
5142	Workmen's Compensation	499	499	625	0	0	737	750		
5143	Health/Life Insurance	31,686	60,618	66,148	33,960	69,336	67,478	93,886		
5144	FICA (7.65% Total)	17,044	33,584	35,129	21,979	39,041	40,625	45,605		
5145	Retirement (4.0% Eligible)	9,228	18,169	18,369	11,609	20,541	21,242	23,846		
PERSONNEL SERVICES TOTAL		**289,165**	**568,535**	**579,478**	**360,539**	**647,570**	**661,134**	**760,233**	**0**	**0**
OPERATING EXPENSES										
5220	Operating Supplies	2,555	3,038	5,000	582	1,107	5,000	5,000		
5321	C.A.D. Support	6,950	6,950	0	0	0	7,000	0		
5331	Advertising	68	68	1,500	0	0	1,500	1,500		
5345	Telephone	92	234	550	130	130	550	600		
5363	Xyeix Console extended Warr	2,888	6,065	3,000	0	0	3,000	3,000		
5380	In Service Training	1,684	3,826	5,500	939	939	3,000	3,000		
5335	Organizational Dues	0	0	0	0	0	0	4,000		
OPERATING EXPENSES TOTAL		**14,236**	**20,180**	**15,550**	**1,651**	**2,176**	**20,050**	**17,100**	**0**	**0**
CAPITAL OUTLAY										
5941	**TOTAL CAPITAL OUTLAY**	**0**	**0**	**0**	**0**	**0**	**0**	**0**	**0**	**0**
TOTAL BUDGET EXPENSE		**303,401**	**588,714**	**595,028**	**362,190**	**649,746**	**681,184**	**777,333**	**0**	

CODE-10 423	EXPENDITURE ITEM	6/30/2021 ACTUAL	12/31/2021 ACTUAL	12/31/2021 BUDGET	6/30/2022 ACTUAL	2022 ESTIMATE	12/31/2022 BUDGET	2023 PROPOSAL	2023 Recommended	2023 BUDGET
PERSONNEL SERVICES										
5110	Permanent Salaries	739,045	1,452,432	1,398,899	744,646	1,519,616	1,545,575	1,617,046		
5120	Temporary Salaries	0	6,309	0	0	0	0	0		
5130	Overtime Salaries	10,147	14,997	30,000	15,195	28,738	20,000	28,000		
5110	Holiday Salaries	0	0	0	0	0	0	59,000		
5134	Courthouse Security Backfill	4,812	5,719	7,200	3,047	3,606	7,000	7,000		
5142	Workmen's Compensation	36,953	36,953	35,575	38,893	38,893	60,511	40,000		
5143	Health/Life Insurance	116,739	232,641	238,970	118,668	242,788	260,521	272,408		
5144	FICA (7.65% Total)	56,149	109,630	109,862	57,022	115,959	120,302	130,895		
5145	Retirement (4.0% Eligible)	29,916	58,652	57,444	30,496	61,876	62,903	68,442		
PERSONNEL SERVICES TOTAL		**993,762**	**1,917,333**	**1,877,950**	**1,007,968**	**2,011,476**	**2,076,812**	**2,222,791**	**0**	**0**
OPERATING EXPENSES										
5220	Operating Supplies	27,881	34,523	30,000	12,586	40,000	50,000	50,000		
5225	Uniform Expenses	2,240	3,498	8,000	1,857	8,000	8,000	8,000		
5231	Fuel	903	2,675	3,000	1,780	4,500	3,131	5,000		
5331	Advertising	266	556	1,500	-25	1,600	1,500	1,500		
5345	Telephone	1,047	2,090	2,500	1,040	2,500	2,500	2,500		
5351	Medical Services	24,970	24,970	0	0	0	0	0		
5361	Vehicle Maintenance	652	656	2,000	392	1,000	1,000	1,000		
5364	Maintenance-Bldg & Grnds	534	2,953	4,000	130	2,000	2,000	2,500		
5368	Copy Machine Lease	499	1,352	2,000	599	2,000	2,000	2,000		
5369	Maintenance Contracts	11,395	28,524	18,000	11,101	13,500	18,000	22,000		
5372	Lodging&Meals	0	36	1,000	0	0	500	500		
5380	In Service Training	2,554	2,568	3,000	0	500	3,000	3,000		
5396	Contract Services	0	0	0	63	120	0	0		
5510	Catastrophic Inmate Insurance	10,408	10,408	12,000	11,544	11,544	12,000	13,000		
5536	Spillman Support	13,043	13,043	13,500	0	15,000	15,000	0		
6672	Operating Supplies-Kitchen	63,678	156,088	110,000	91,840	145,000	145,000	175,000		
6858	Book Fees	340	340	0	-50	0	0	0		
7854	JBBS Grant	152,286	340,793	275,737	126,766	301,000	300,026	325,000		
7905	CCW/Fingerprints	14,584	20,724	20,000	8,451	25,000	25,000	25,000		
7929	Justice Benefits	120	420	1,000	300	800	1,200	1,200		
7948	Inmate Welfare Fund	1,965	2,013	0	-80	0	0	0		
7950	Courthouse Security Equip	0	0	0	0	0	0	0		
7977	JBBS Incentive Funds	0	0	29,000	0	29,000	29,000	29,000		
TOTAL OPERATING EXPENSE		**329,367**	**648,231**	**536,237**	**268,293**	**603,064**	**618,857**	**666,200**	**-**	**-**
CAPITAL OUTLAY										
5941	**CAPITAL OUTLAY**	**5,889**	**5,889**	**155,900**	**0**	**21,000**	**21,000**	**28,000**	**-**	**-**
TOTAL BUDGET EXPENSE		**1,329,018**	**2,571,453**	**2,570,087**	**1,276,260**	**2,635,539**	**2,716,669**	**2,916,991**	**-**	**-**

CODE-10 425	EXPENDITURE ITEM	6/30/2021 ACTUAL	12/31/2021 ACTUAL	12/31/2021 BUDGET	6/30/2022 ACTUAL	2022 ESTIMATE	12/31/2022 BUDGET	2023 PROPOSAL	2023 Recommended	2023 BUDGET
PERSONNEL SERVICES										
5110	Permanent Salaries	21,084	42,168	42,168	21,084	42,168	42,168	81,465		
5141	Unemployment (1% Total)					0				
5142	Workmen's Compensation	264	264	350	328	328	240	350		
5143	Health/Life Insurance	4,136	8,287	9,185	4,220	8,441	8,441	8,609		
5144	FICA (7.65% Total)	3,182	6,158	3,226	3,020	6,190	3,226	6,232		
5145	Retirement (4.0% Eligible)	843	1,687	1,687	843	1,687	1,687	3,259		
PERSONNEL SERVICES		**29,510**	**58,564**	**56,616**	**29,496**	**58,813**	**55,762**	**99,915**	**0**	**0**
OPERATING EXPENSES										
5220	Operating Supplies	1,243	4,507	5,000	3,920	6,500	7,500	7,500		
5231	Fuel/driver/mileage fee	1,107	2,225	1,200	1,030	2,518	1,500	2,200		
5335	Organizational Dues	1,287	1,287	1,287	1,287	1,287	1,287	1,287		
5345	Telephone	1,038	2,299	2,500	984	2,176	2,500	2,500		
5353	Coroner Fee	20,300	37,575	30,000	16,300	34,100	45,000	35,000		
5354	Forensic Fee	34,250	89,403	77,500	54,445	77,500	77,500	95,000		
5361	Vehicle Maintenance	4,742	6,381	750	54	2,940	1,000	5,000		
5362	Maintenance-Mobile Equipment	0	0	1,800	0	0	150	0		
5371	Transport Fee	2,125	5,075	5,000	2,880	5,730	5,500	6,200		
5372	Lodging & Meals	514	721	1,200	0	329	1,000	1,000		
5380	In Service Training	350	350	1,600	0	900	1,800	1,800		
5397	Inquest	0	0	400	0	0	400	400		
5782	Miscellaneous	0	0	100	0	0	100	100		
7845	Rental fee: office space, equipme	3,000	6,000	6,000	2,500	5,500	6,000	6,000		
TOTAL OPERATING EXPENSE		**69,957**	**155,823**	**134,337**	**83,399**	**139,479**	**151,237**	**163,987**	**0**	**0**
CAPITAL OUTLAY										
5941	**CAPITAL OUTLAY**	**0**	**31,200**	**0**	**0**	**0**	**0**	**5,500**	**0**	**0**
TOTAL BUDGET EXPENSE		**99,467**	**245,587**	**190,953**	**112,895**	**198,293**	**206,999**	**269,402**	**0**	**0**

CODE-10 426	EXPENDITURE ITEM	6/30/2021 ACTUAL	12/31/2021 ACTUAL	12/31/2021 BUDGET	6/30/2022 ACTUAL	2022 ESTIMATE	12/31/2022 BUDGET	2023 PROPOSAL	2023 Recommended	2023 BUDGET
PERSONNEL SERVICES										
5110	Permanent Salaries-Case Mgmt	15,739	45,273	21,150	17,625	33,994	35,384	67,719		
5133	Grant 20-DV-20-07 Case Mgmt	12,184	18,335	0	12,607	25,256	0	0		
5137	Grant 20-DV-20-07 Database Mgn	5,687	9,073	0	2,036	5,050	0	0		
5139	Grant 20-DV-20-07 Case Mgmt	1,275	1,275	0	0	0	0	0		
5140	Adult Diversion - Grant	280	280	0	0	0	0	0		
5141	Unemployment (1% Total)	0	0	0	0	0	0	0		
5142	Workmen's Compensation	1,312	1,705	0	1,810	1,810	41	1,800		
5143	Health/Life Insurance	3,624	8,078	2,759	4,213	8,434	4,221	8,610		
5144	FICA (7.65% Total)	2,500	5,439	1,618	2,414	4,810	2,707	5,181		
5145	Retirement (4.0% Eligible)	1,309	2,900	846	1,159	2,320	1,415	2,709		
PERSONNEL SERVICES TOTAL		**43,910**	**92,358**	**26,373**	**41,865**	**81,673**	**43,768**	**86,019**	**0**	**0**
OPERATING EXPENSES										
5220	Office Supplies	0	1,939	2,190	183	183	5,501	200		
5345	Telephone	39	56	0	16	30	0	0		
5361	Maintenance - Vehicles	0	0	0	79	79	0	0		
5371	Mileage & Transportation	0	0	0	93	93	0	0		
5372	Lodging & Meals	0	0	0	619	1,618	0	0		
6706	Counseling	0	0	20,035	0	0	22,924	25,000		
6868	Office Supplies 20-DV-20-07	3,838	5,954	0	1,597	4,331	0	0		
6869	Telephone 20-DV-20-07	0	0	0	0	0	0	0		
6870	Postage 20-DV-20-07	0	0	0	0	0	0	0		
6871	In-State Travel 20-DV-20-07	0	0	0	0	0	0	0		
6872	Drug Testing 20-DV-20-07	2,337	4,519	4,764	1,294	1,600	0	0		
6873	MMH Services 20-DV-20-07	4,867	9,961	0	3,164	3,664	0	0		
6874	OMNI 20-DV-20-07	0	0	0	0	0	0	0		
7939	Incentives	0	0	1,436	0	0	0	0		
7966	Adult Diversion;C-Treatment	8,994	14,869	0	1,496	1,496	0	0		
7968	Adult Diversion; NC-Treatment	0	0	0	0	0	0	0		
TOTAL OPERATING EXPENSE		**20,075**	**37,298**	**28,425**	**8,540**	**13,093**	**28,425**	**25,200**	**0**	**0**
CAPITAL OUTLAY										
5941	**CAPITAL OUTLAY**	**0**	**0**	**0**	**0**	**0**	**0**	**0**	**0**	**0**
TOTAL BUDGET EXPENSE		**63,985**	**129,655**	**54,798**	**50,405**	**94,766**	**72,193**	**111,219**	**0**	**0**

CODE-10 427	EXPENDITURE ITEM	6/30/2021 ACTUAL	12/31/2021 ACTUAL	12/31/2021 BUDGET	6/30/2022 ACTUAL	2022 ESTIMATE	12/31/2022 BUDGET	2023 PROPOSAL	2023 Recommended	2023 BUDGET
	PERSONAL SERVICES									
5110	Permanent Salaries	0	0	0	8,475	8,475	0	0		
5120	Temporary Salaries	0	0	0	0	0	0	0		
5130	Overtime Salaries	0	0	0	0	0	0	0		
5141	Unemployment (1% Total)	0	0	0	0	0	0	0		
5142	Workmen's Compensation	393	0	0	3,620	3,620	0	0		
5143	Health/Life Insurance	0	0	0	1,414	1,414	0	0		
5144	FICA (7.65% Total)	0	0	0	635	635	0	0		
5145	Retirement (4.0% Eligible)	0	0	0	339	339	0	0		
	PERSONAL SERVICES TOTAL	**393**	**0**	**0**	**14,483**	**14,483**	**0**	**0**	**0**	**0**
	OPERATING EXPENSES									
5220	Operating Supplies	0	0	0	0	0	0	0		
5351	Drug Testing-Grant	0	0	0	1,370	1,370	0	2,000		
5396	Contract Services	0	0	0	165	165	0	13,550		
6706	Counseling	0	0	0	465	465	0	2,000		
6809	Treatment	0	0	0	510	510	0	10,000		
	TOTAL OPERATING EXPENSE	**0**	**0**	**0**	**2,510**	**2,510**	**0**	**27,550**	**0**	**0**
	CAPITAL OUTLAY									
5941	**CAPITAL OUTLAY**	**0**	**0**	**0**	**0**	**0**	**0**	**0**	**0**	**0**
	TOTAL BUDGET EXPENSE	**393**	**0**	**0**	**16,993**	**16,993**	**0**	**27,550**	**0**	**0**

CODE-10 428	EXPENDITURE ITEM	6/30/2021 ACTUAL	12/31/2021 ACTUAL	12/31/2021 BUDGET	6/30/2022 ACTUAL	2022 ESTIMATE	12/31/2022 BUDGET	2023 PROPOSAL	2023 Recommended	2023 BUDGET
PERSONNEL SERVICES										
5110	Permanent Salaries	24,701	49,525	49,403	25,689	51,379	51,379	53,434		
5130	Overtime Salaries	0	0	0	0	0	0			
5141	Unemployment (1% Total)	0	0	0	0	0	0			
5142	Workmen's Compensation	1,575	1,575	1,700	1,810	1,810	2,235	2,000		
5143	Health/Life Insurance	4,136	8,287	8,275	4,220	8,441	8,441	8,609		
5144	FICA (7.65% Total)	1,866	3,732	3,780	1,942	3,884	3,930	4,088		
5145	Retirement (4.0% Eligible)	988	1,976	1,976	1,028	2,055	2,055	2,137		
PERSONNEL SERVICES TOTAL		**33,267**	**65,095**	**65,134**	**34,689**	**67,569**	**68,040**	**70,268**	**0**	**0**
OPERATING EXPENSES										
5220	Operating Supplies	1,106	1,356	1,297	743	862	2,500	2,500		
5345	Telephone	0	0	504	0	0	0	0		
5361	Vehicle Main/Fuel	320	703	1,500	565	1,048	1,500	2,000		
5363	Maintenance-Office Equip.	0	0	0	0	0	0	0		
5380	In Service Training	0	463	500	0	422	500	500		
5533	Vehicle Lease	7,500	7,500	9,000	7,500	7,500	9,000	9,000		
6605	Outreach Education	0	0	300	0	950	300	300		
6610	Sane Exams	0	0	0	0	0	1,500	1,500		
TOTAL OPERATING EXPENSE		**8,926**	**10,021**	**13,101**	**8,807**	**10,782**	**15,300**	**15,800**	**0**	**0**
CAPITAL OUTLAY										
5941	**CAPITAL OUTLAY**	**0**	**0**	**0**	**0**	**0**	**0**	**0**	**0**	**0**
TOTAL BUDGET EXPENSE		**42,193**	**75,117**	**78,235**	**43,497**	**78,351**	**83,340**	**86,068**	**0**	**0**

CODE-10 429	EXPENDITURE ITEM	6/30/2021 ACTUAL	12/31/2021 ACTUAL	12/31/2021 BUDGET	6/30/2022 ACTUAL	2022 ESTIMATE	12/31/2022 BUDGET	2023 PROPOSAL	2023 Recommended	2023 BUDGET
PERSONNEL SERVICES										
5110	Permanent Salaries	33,205	65,762	57,538	34,533	69,066	69,066	141,012		
5120	Temporary Salaries	0	0	0	0	0	0	0		
5130	Overtime Salaries	0	0	0	0	0	0	0		
5141	Unemployment (1% Total)	0	0	0	0	0	0	0		
5142	Workmen's Compensation	142	142	375	0	0	375	750		
5143	Health/Life Insurance	4,136	8,287	8,275	4,220	8,441	8,441	17,218		
5144	FICA (7.65% Total)	2,503	5,015	4,402	2,609	5,218	5,284	10,787		
5145	Retirement (4.0% Eligible)	1,328	2,656	2,302	1,381	2,763	2,763	5,640		
PERSONNEL SERVICES TOTAL		**41,315**	**81,862**	**72,892**	**42,744**	**85,488**	**85,929**	**175,408**	**0**	**0**
OPERATING EXPENSES										
5220	Operating Supplies	679	2,130	2,500	113	304	2,000	2,400		
5221	Software and ID Cards		0	0	924	2,138	4,050	3,303		
5311	Postage	0	0	20	0	0	0	0		
5321	Advertising/printing	0	0	300	0	141	300	2,300		
5344	DTRS Site Maintenance	0	361	5,000	719	4,626	5,000	3,500		
5345	Telephone	1,705	2,095	2,500	1,406	1,709	2,000	1,750		
5371	Mileage & Transportation	1,210	2,721	2,880	1,837	4,487	2,880	5,560		
5372	Lodging & Meals	0	752	1,500	769	769	1,500	5,150		
5380	Training	0	1,691	4,500	150	353	4,000	4,600		
5396	Contract Services		0	0	0	0	5,600	5,000		
5683	Covid 19 Expenses	154,558	468,863	40,000	62,494	62,494	0	0		
6775	Pass Through-Mitigation Grant	0	0	0	0	0	10,000	0		
7910	Emergency Notification System	3,515	3,515	3,515	3,515	3,515	18,515	3,750		
7920	EOC	723	1,064	2,500	84	1,550	1,200	1,750		
7921	Mitigation planning/projects	0	22	0	0	0	0	0		
7933	OEM Ready Ops	2,000	2,000	2,000	0	4,000	2,000	4,100		
		164,388	**485,214**	**67,215**	**72,010**	**86,087**	**59,045**	**43,163**	**0**	**0**
5941	**TOTAL CAPITAL OUTLAY**	**0**	**1,965**	**6,000**	**0**	**0**	**34,000**	**64,000**	**0**	**0**
TOTAL BUDGET EXPENSE		**205,703**	**569,041**	**146,107**	**114,754**	**171,574**	**178,974**	**282,571**	**0**	**0**

CODE-10 432	EXPENDITURE ITEM	6/30/2021 ACTUAL	12/31/2021 ACTUAL	12/31/2021 BUDGET	6/30/2022 ACTUAL	2022 ESTIMATE	12/31/2022 BUDGET	2023 PROPOSAL	2023 Recommended	2023 BUDGET
PERSONNEL SERVICES										
5110	Permanent Salaries	2,028	4,089	3,965	2,109	4,203	4,124	4,289		
5120	Temporary Salaries	0	0	0	0	0	0	0		
5130	Overtime Salaries	23	12	0	0	48	0	0		
5141	Unemployment (1%)	0	0	0	0	0	0	0		
5142	Workmen's Compensation	0	0	0	0	0	0	0		
5143	Health/Life Insurance	410	822	821	419	837	837	861		
5144	FICA (7.65% Total)	157	314	303	161	325	315	328		
5145	Retirement (4.0% Eligible)	82	164	158	84	170	165	172		
PERSONNEL SERVICES TOTAL		**2,700**	**5,401**	**5,247**	**2,774**	**5,583**	**5,441**	**5,650**	**0**	**0**
OPERATING EXPENSES										
5220	Operating Supplies	0	0	0	0	0	0	0		
5311	Postage	0	0	150	0	0	0	0		
5331	Advertising & Legals	0	0	0	0	0	0	0		
5961	County Wide Waived Tip Fees	468	468	50,000	0	6,338	50,000	50,000		
	Recycling:									
5393	Closure/Post Closure - Old Delta I	0	0	7,000	0	0	0	0		
5396	Contract Services	0	72,917	0	0	0	0	0		
6549	Newspaper Recycling	0	0	2,200	0	0	0	0		
6685	Manufactured Homes	1,500	1,500	3,000	1,041	1,041	3,000	2,000		
7833	Contract recycling	0	0	35,000	63,542	129,166	125,000	132,000		
7906	Used Oil	2,907	5,482	4,000	36	1,764	4,500	4,500		
TOTAL OPERATING EXPENSE		**4,874**	**80,366**	**101,350**	**64,620**	**138,309**	**182,500**	**188,500**	**0**	**0**
CAPITAL OUTLAY										
5941	**CAPITAL OUTLAY**	**0**	**0**	**0**	**0**	**0**	**0**	**0**	**0**	**0**
TOTAL BUDGET EXPENSE		**7,575**	**85,767**	**106,597**	**67,393**	**143,892**	**187,941**	**194,150**	**0**	**0**

CODE-10 434	EXPENDITURE ITEM	6/30/2021 ACTUAL	12/31/2021 ACTUAL	12/31/2021 BUDGET	6/30/2022 ACTUAL	2022 ESTIMATE	12/31/2022 BUDGET	2023 PROPOSAL	2023 Recommended	2023 BUDGET
PERSONNEL SERVICES										
5110	Permanent Salaries	23,878	49,574	42,265	25,236	54,158	43,955	45,713		
5120	Temporary Salaries	0	0	4,746	0	0	4,800	5,000		
5130	Overtime Salaries	0	0	0	0	672	0			
5141	Unemployment (1% Total)	0	0	0	0	0	0			
5142	Workmen's Compensation	54	54	0	0	0	78	60		
5143	Health/Life Insurance	4,136	8,287	8,273	4,220	8,441	8,441	8,609		
5144	FICA (7.65% Total)	1,772	3,645	3,463	1,871	4,085	3,730	3,497		
5145	Retirement (4.0% Eligible)	845	1,691	1,810	879	1,758	1,758	1,829		
PERSONNEL SERVICES TOTAL		**30,686**	**63,250**	**60,557**	**32,207**	**69,114**	**62,762**	**64,708**	**0**	**0**
OPERATING EXPENSES										
5345	Telephone	12	24	30	10	17	30	25		
5850	Delta CO Share-Extension Sr	9,770	39,079	39,079	20,841	41,682	41,682	37,495		
5865	Copy Machine	2,034	3,671	5,000	1,806	4,258	5,000	4,300		
9859	Contract Services	0	0	0	0	0	0			
7979	Onion Trials Pass Through	2,018	2,122	4,500	1,806	3,415	4,500			
	NOTE: Extension service will reimburse General Fund for telephone & copier lease from County share									
OPERATING EXPENSES TOTAL		**13,834**	**44,896**	**48,609**	**24,463**	**49,372**	**51,212**	**41,820**	**0**	**0**
CAPITAL OUTLAY										
5941	**TOTAL CAPITAL OUTLAY**	**0**	**0**	**0**	**0**	**0**	**0**	**0**	**0**	**0**
TOTAL BUDGET EXPENSE		**44,520**	**108,146**	**109,166**	**56,670**	**118,485**	**113,974**	**106,528**	**0**	**0**

CODE-10 435	EXPENDITURE ITEM	6/30/2021 ACTUAL	12/31/2021 ACTUAL	12/31/2021 BUDGET	6/30/2022 ACTUAL	2022 ESTIMATE	12/31/2022 BUDGET	2023 PROPOSAL	2023 Recommended	2023 BUDGET
PERSONNEL SERVICES										
5110	Permanent Salaries	2,948	65,781	0	8,057	48,361	10,119	0		
5120	Temporary Salaries	0	0	0	0	0	0	0		
5130	Overtime Salaries	0	0	0	0	0	0	0		
5141	Unemployment (1% Total)	0	0	0	0	0	0	0		
5142	Workmen's Compensation	0	0	0	0	0	0	0		
5143	Health/Life Insurance	119	3,734	0	712	6,333	995	0		
5144	FICA (7.65% Total)	221	4,646	0	609	3,655	774	0		
5145	Retirement (4.0% Eligible)	118	2,470	0	322	1,934	405	0		
PERSONNEL SERVICES TOTAL		**3,406**	**76,632**	**0**	**9,700**	**60,284**	**12,293**	**0**	**0**	**0**
OPERATING EXPENSES										
5220	Operating Supplies	0	3,349	0	0	0	0	0		
5345	Telephone	0	0	0	0	0	0	0		
5361	Maintenance-Vehicles	0	0	0	0	0	0	0		
5371	Mileage & Transportation	0	0	0	0	0	0	0		
5372	Lodging & Meals	0	0	0	0	0	0	0		
5231	GPS Monitoring	0	1,947	0	11,349	11,349	3,340	0		
5510	Drug Screening	0	6,739	0	3,904	3,904	222	0		
								Note for: 2023 Grant Closed		
TOTAL OPERATING EXPENSE		**0**	**12,035**	**0**	**15,253**	**15,253**	**3,562**	**0**	**0**	**0**
CAPITAL OUTLAY										
5941	**CAPITAL OUTLAY**	**0**	**0**	**0**	**0**	**0**	**0**	**0**	**0**	**0**
TOTAL BUDGET EXPENSE		**3,406**	**88,667**	**0**	**24,953**	**75,537**	**15,855**	**0**	**0**	**0**

CODE-10 437	EXPENDITURE ITEM	6/30/2021 ACTUAL	12/31/2021 ACTUAL	12/31/2021 BUDGET	6/30/2022 ACTUAL	2022 ESTIMATE	12/31/2022 BUDGET	2023 PROPOSAL	2023 Recommended	2023 BUDGET
PERSONNEL SERVICES					`					
5110	Permanent Salaries	11,457	23,797	22,913	21,840	43,680	43,680	45,427		
5120	Temporary Salaries	0	0	0	0	0	0	0		
5130	Overtime Salaries	0	0	0	0	0	0	0		
5141	Unemployment (1% Total)	0	0	0	0	0	0	0		
5142	Workmen's Compensation	27	27	35	0	0	63	0		
5143	Health/Life Insurance	1,667	3,334	3,334	1,667	3,334	3,334	3,334		
5144	FICA (7.65% Total)	842	1,683	1,753	1,636	3,272	3,342	3,475		
5145	Retirement (4.0% Eligible)	458	917	916	874	1,747	1,747	1,817		
PERSONNEL SERVICES TOTAL		**14,450**	**29,757**	**28,951**	**26,016**	**52,033**	**52,166**	**54,053**	**0**	**0**
OPERATING EXPENSES										
5220	Operating Supplies	0	256	100	0	0	400	400		
5311	Postage	0	0	50	0	0	100	100		
5335	Organizational Dues	0	0	25	0	0	25	25		
5345	Telephone	19	33	20	17	18	40	40		
5371	Mileage & Transportation	0	36	150	102	102	300	300		
5372	Lodging & Meals	0	0	200	0	0	600	600		
5380	Training	0	0	150	0	0	400	400		
6605	Public Outreach Education	0	0	200	0	0	200	200		
TOTAL OPERATING EXPENSE		**19**	**324**	**895**	**120**	**121**	**2,065**	**2,065**	**0**	**0**
CAPITAL OUTLAY										
5941	**CAPITAL OUTLAY**	**0**	**0**	**0**	**0**	**0**	**0**	**0**	**0**	**0**
TOTAL BUDGET EXPENSE		**14,469**	**30,081**	**29,846**	**26,136**	**52,153**	**54,231**	**56,118**	**0**	**0**

10 438	EXPENDITURE ITEM	6/30/2021 ACTUAL	12/31/2021 ACTUAL	12/31/2021 BUDGET	6/30/2022 ACTUAL	2022 ESTIMATE	12/31/2022 BUDGET	2023 PROPOSAL	2023 Recommended	2023 BUDGET
PERSONNEL SERVICES										
PERSONNEL SERVICES TOTAL										
OPERATING EXPENSES										
5220	Operating Supplies	250	533	4,000	145	221	2,000	700		
5331	Advertising & Legals	0	0	400	0	0	400	700		
5341	Electricity	2,725	5,720	4,400	2,744	4,323	5,450	5,500		
5361	Vehicle Maintenance	0	0	650	29	400	650	650		
5364	Maint. Bldg. & Grounds:	4,007	4,157	10,700	7,194	10,500	10,700	11,500		
	Weed Killer									
	Fuel Hose									
	Tie Downs (east)									
	Sump cabinet for Avgas									
	Pavement crack filler w/equip rental									
	Keypad door lock									
	AWOS & PAPI Bulb Replacements									
	Routine maintenance									
6784	Service Contracts:	181	1,669	2,750	2,384	3,300	3,300	3,800		
	ASMI AWOSA Contract									
	Health Dept Services (Storm Water)									
	Fuel Line Tests									
5396	Contract Services (Airport Mgr)	9,435	23,665	21,500	21,300	30,300	18,000	23,400		
5396	Labor to install fencing									
5510	Insurance	7,659	9,719	8,600	8,235	10,235	9,800	10,300		
5525	Permits	0	298	350	0	596	350	600		
5909	Airport Improvements	0	0	0	493	493	0	500		
5335	Membership Dues	0	0	200	0	0	200	0		
TOTAL OPERATING EXPENSE		**24,257**	**45,761**	**53,550**	**42,524**	**60,368**	**50,850**	**57,650**	**0**	**0**
CAPITAL OUTLAY										
10-438-5941	**TOTAL CAPITAL OUTLAY**	**0**	**15,686**	**49,000**	**0**	**69,725**	**70,000**			
TOTAL BUDGET EXPENSE		**24,257**	**61,447**	**102,550**	**42,524**	**130,093**	**120,850**	**57,650**	**0**	**0**

CODE-10 439	EXPENDITURE ITEM	6/30/2021 ACTUAL	12/31/2021 ACTUAL	12/31/2021 BUDGET	6/30/2022 ACTUAL	2022 ESTIMATE	12/31/2022 BUDGET	2023 PROPOSAL	2023 Recommended	2023 BUDGET
PERSONNEL SERVICES										
5110	Permanent Salaries									
5120	Temporary Salaries									
5130	Overtime Salaries									
5141	Unemployment (1% Total)									
5142	Workmen's Compensation									
5143	Health/Life Insurance									
5144	FICA (7.65% Total)									
5145	Retirement (4.0% Eligible)									
PERSONNEL SERVICES TOTAL		**0**	**0**	**0**	**0**	**0**	**0**	**0**	**0**	**0**
OPERATING EXPENSES										
5220	Operating Supplies	304	331	100	0	200	200	200		
5239	Tires	0	0	0	0	0	0			
5341	Electricity	806	1,775	1,600	822	1,644	1,600	1,700		
5342	Water & Sewer	713	1,935	1,300	845	2,520	1,400	2,500		
5344	Natural Gas	380	580	350	457	457	450	550		
5345	Telephone	0	0	0	0	0	0	0		
5361	Vehicle Maintenance	148	801	600	332	850	600	725		
5364	Maint. Bldg. & Grounds	2,697	4,563	3,500	615	3,500	3,500	3,500		
5396	Contract Services	3,000	6,038	6,000	4,500	9,000	9,000	9,850		
5510	Insurance	7,659	7,958	6,800	8,235	8,235	7,700	8,500		
5525	Env Permits Annual Fees	0	333	350	0	0	350	350		
6729	Weed Control	3,493	3,198	1,500	1,410	1,410	1,500	1,500		
6784	Service Contracts	922	1,865	2,200	1,524	2,200	2,200	3,150		
6890	Elevate Internet/Telephone	0	0	1,800	1,129	1,800	1,800	1,800		
7902	Town of Paonia-lease share	3,825	7,650	7,650	3,825	7,650	7,650	7,650		
TOTAL OPERATING EXPENSE		**23,946**	**37,027**	**33,750**	**23,694**	**39,466**	**37,950**	**41,975**	**0**	**0**
CAPITAL OUTLAY										
5941	**CAPITAL OUTLAY**	**0**	**0**	**8,847**	**7,997**	**7,997**	**8,847**	**0**	**0**	**0**
TOTAL BUDGET EXPENSE		**23,946**	**37,027**	**42,597**	**31,691**	**47,463**	**46,797**	**41,975**	**0**	**0**

CODE-10 440	EXPENDITURE ITEM	6/30/2021 ACTUAL	12/31/2021 ACTUAL	12/31/2021 BUDGET	6/30/2022 ACTUAL	2022 ESTIMATE	12/31/2022 BUDGET	2023 PROPOSAL	2023 Recommended	2023 BUDGET
PERSONNEL SERVICES										
5110	Permanent Salaries	13,281	26,188	61,101	4,216	4,216	75,154	0		
5120	Temporary Salaries	0	0	0	0	0	0	0		
5130	Overtime Salaries	0	0	0	0	0	0	0		
5141	Unemployment (1% Total)	0	0	0	0	0	0	0		
5142	Workmen's Compensation	0	0	2,400	0	0	120	0		
5143	Health/Life Insurance	1,140	3,168	9,928	703	703	17	0		
5144	FICA (7.65% Total)	980	1,933	4,989	316	316	5,749	0		
5145	Retirement (4.0% Eligible)	496	1,079	2,609	169	169	3,006	0		
PERSONNEL SERVICES TOTAL		**15,896**	**32,368**	**81,027**	**5,404**	**5,404**	**84,046**	**0**	**0**	**0**
OPERATING EXPENSES										
5220	Operating Supplies	9,981	12,852	1,700	300	300	6,100	0		
5371	Mileage & Transport	0	0	300	0	0	330	0		
5372	Lodging & Meals	0	0	300	0	0	1,530	0		
6706	Counseling	3,124	17,111	15,690	75	75	18,060	0		
6708	Assessment	177	177	0	0	0	141,200	0		
6872	Drug Testing-Grant	5,887	9,446	5,791	0	0	20,000	0		
6875	Support Services	848	2,212	6,000	232	232	0	0		
7939	Incentives	0	0	0	0	0	0	0		
6967	Sub Abuse/CO-OC	0	0	8,820	315	315	0	0		
								Grant ended 6/30/2022		
TOTAL OPERATING EXPENSE		**20,017**	**41,797**	**38,601**	**922**	**922**	**187,220**	**0**	**0**	**0**
CAPITAL OUTLAY										
5941	**CAPITAL OUTLAY**	**0**	**0**	**0**	**0**	**0**	**0**	**0**	**0**	**0**
TOTAL BUDGET EXPENSE		**35,913**	**74,165**	**119,628**	**6,326**	**6,326**	**271,266**	**0**	**0**	**0**

CODE-10 445	AD ARPA EXPENDITURE ITEM	6/30/2021 ACTUAL	12/31/2021 ACTUAL	12/31/2021 BUDGET	6/30/2022 ACTUAL	2022 ESTIMATE	12/31/2022 BUDGET	2023 PROPOSAL	2023 Recommended	2023 BUDGET
PERSONNEL SERVICES										
5110	Permanent Salaries	0	0	0	0	4,216	0	135,437		
5120	Temporary Salaries	0	0	0	0	0	0	0		
5130	Overtime Salaries	0	0	0	0	0	0	0		
5141	Unemployment (1% Total)	0	0	0	0	0	0	0		
5142	Workmen's Compensation	0	0	0	0	0	0	0		
5143	Health/Life Insurance	0	0	0	0	703	0	25,827		
5144	FICA (7.65% Total)	0	0	0	0	316	0	10,361		
5145	Retirement (4.0% Eligible)	0	0	0	0	169	0	5,417		
PERSONNEL SERVICES TOTAL		**0**	**0**	**0**	**0**	**5,404**	**0**	**177,043**	**0**	**0**
OPERATING EXPENSES										
5220	Operating Supplies	0	0	0	0	0	0	3,000		
5396	ALC Monitoring	0	0	0	0	0	0	6,125		
5510	Eval/treatment	0	0	0	0	0	0	36,840		
5536	Software	0	0	0	0	0	0	4,800		
6000	Peer Mentoring	0	0	0	0	0	0	20,800		
6361	Transport	0	0	0	0	0	0	4,800		
6365	Medication	0	0	0	0	0	0	12,500		
6370	Housing	0	0	0	0	0	0	34,730		
6375	Client Med/Dental	0	0	0	0	0	0	10,000		
6706	Counseling	0	0	0	0	550	0	5,250		
6872	Drug Screening	0	0	0	0	238	0	13,500		
TOTAL OPERATING EXPENSE		**0**	**0**	**0**	**0**	**788**	**0**	**152,345**	**0**	**0**
CAPITAL OUTLAY										
5941	**CAPITAL OUTLAY**	**0**	**0**	**0**	**0**	**0**	**0**	**0**	**0**	**0**
TOTAL BUDGET EXPENSE		**0**	**0**	**0**	**0**	**6,192**	**0**	**329,388**	**0**	**0**

CODE-10 460	EXPENDITURE ITEM	6/30/2021 ACTUAL	12/31/2021 ACTUAL	12/31/2021 BUDGET	6/30/2022 ACTUAL	2022 ESTIMATE	12/31/2022 BUDGET	2023 PROPOSAL	2023 Recommended	2023 BUDGET
PERSONNEL SERVICES										
5110	Permanent Salaries	0	0	115,000	54,012	84,928	75,154	148,139		
5120	Temporary Salaries	0	0	0	0	0	0	0		
5130	Overtime Salaries	0	0	0	0	0	0	0		
5141	Unemployment (1% Total)	0	0	0	0	0	0	0		
5142	Workmen's Compensation	0	0	0	0	0	120	0		
5143	Health/Life Insurance	0	0	0	6,062	8,897	17	17,319		
5144	FICA (7.65% Total)	0	0	0	4,088	6,432	5,749	11,333		
5145	Retirement (4.0% Eligible)	0	0	0	2,160	3,397	3,006	5,926		
PERSONNEL SERVICES TOTAL		**0**	**0**	**115,000**	**66,322**	**103,655**	**84,046**	**182,716**	**0**	**0**
OPERATING EXPENSES										
5220	Operating Supplies	0	0	0	2,162	2,933	6,100	7,725		
	Travel							4,360		
6000	GPS Monitoring	0	0	0	32,813	61,925	0			
6001	Consultants/Contracts						330	124,135		
6010	CAM Monitoring	0	0	0	250	2,430	1,530			
6020	Smart Start @ Home	0	0	0	735	5,905	134,750			
6030	Initial Drug Screen	0	0	0	7,555	10,923	20,000			
6050	MH Intake Assess	0	0	0	578	578	6,450			
6060	MH Therapy	0	0	0	495	1,195	18,060			
TOTAL OPERATING EXPENSE		**0**	**0**	**0**	**44,588**	**85,889**	**187,220**	**136,220**	**0**	**0**
CAPITAL OUTLAY										
5941	**CAPITAL OUTLAY**	**0**	**0**	**0**	**0**	**0**	**0**	**0**	**0**	**0**
TOTAL BUDGET EXPENSE		**0**	**0**	**115,000**	**110,910**	**189,544**	**271,266**	**318,936**	**0**	**0**

CODE-10 465	EXPENDITURE ITEM	6/30/2021 ACTUAL	12/31/2021 ACTUAL	12/31/2021 BUDGET	6/30/2022 ACTUAL	2022 ESTIMATE	12/31/2022 BUDGET	2023 PROPOSAL	2023 Recommended	2023 BUDGET
PERSONNEL SERVICES										
5110	Permanent Salaries	0	0	0	0	0	0			
5120	Temporary Salaries	0	0	0	0	0	0			
5130	Overtime Salaries	0	0	0	0	0	0			
5141	Unemployment (1% Total)	0	0	0	0	0	0			
5142	Workmen's Compensation	0	0	0	0	0	0			
5143	Health/Life Insurance	0	0	0	0	0	0			
5144	FICA (7.65% Total)	0	0	0	0	0	0			
5145	Retirement (4.0% Eligible)	0	0	0	0	0	0			
PERSONNEL SERVICES TOTAL		**0**	**0**	**0**	**0**	**0**	**0**	**0**	**0**	**0**
OPERATING EXPENSES										
5396	Contract Services	0	0	0	18,750	22,500	0			
7800	Housing	0	0	0	12,458	14,958	0			
							GRANT CLOSED			
TOTAL OPERATING EXPENSE		**0**	**0**	**0**	**31,208**	**37,458**	**0**	**0**	**0**	**0**
CAPITAL OUTLAY										
5941	**CAPITAL OUTLAY**	**0**	**0**	**0**	**0**	**0**	**0**	**0**	**0**	**0**
TOTAL BUDGET EXPENSE		**0**	**0**	**0**	**31,208**	**37,458**	**0**	**0**	**0**	**0**

	12/31/21	6/30/2022	12/31/2022	12/31/2022	2023
SOURCE	**ACTUAL**	**ESTIMATE**	**PROJECTED**	**BUDGET**	**BUDGET**
Current Property Tax	$248,096	$240,597	$ 339,685	$339,685	$ 337,692
Cities 1/2 share	$0	$0	$ -	$74,452	$74,000
Delinquent Tax	$19	($15)	$ (12)	$0	
Interest on Delinquent Tax	$820	$90	$ 907	$500	
S.O. Auto Tax	$59,357	$27,227	$ 56,936	$60,000	$60,000
M.V. $1.50	$43,198	$20,757	$ 45,772	$43,000	$43,000
M.V. $2.50	$58,748	$28,508	$ 61,023	$58,000	$58,000
HUD					
Grants					
Permits #1	$3,625	$1,575	$ 3,525	$2,000	$2,000
Permits #2	$4,275	$1,875	$ 4,075	$2,000	$2,000
Permits #3	$3,675	$1,275	$ 2,775	$2,000	$2,000
Forest Service	$0	$0	$ -	$7,200	$0
Mineral Leasing (60%)	$0	$0	$ 183,644	$45,000	$45,000
Senate Bill 1	$0	$0	$ -	$0	$0
Severance Tax	$0	$0	$ -	$750	$0
Miscellaneous		$0	$ -	$264,472	$0
Highway Users Tax	$3,158,908	$1,358,384	$ 3,016,844	$2,863,212	$3,264,988
Work Reimbursement #1					
Work Reimbursement #2	$72,579	$8,000	$ 22,676	$0	$0
Work Reimbursement #3	$78,851	$0	$ 2,875	$0	$0
Equipment Rental #1					
Gravel #4					
Sale of Material #1 & Road Signs					
Sale of Material #2 & Road Signs	$5,261	$0	$ -		$0
Sale of Material #3 & Road Signs					
Road Cuts #1	$130	$2,586	$ 3,830	$500	$500
Road Cuts #2	$770	$3,291	$ 5,271	$500	$500
Road Cuts #3	$1,320	$520	$ 1,129	$500	$500
SRS Title III Funds	$72,230	$88,896	$ 88,896	$75,000	$75,000
Transfer From CIF	$977,663	$466,480	$ 466,480	$2,249,474	$2,433,200
Transfer from Pilt Fund	$0	$937,954	$ 937,954	$937,954	$0
Sale of Assets(ROW, etc)	$0	$0	$ -	$0	$0
Sale of Assets #1	$12,408	$0	$ -	$0	$0
Sale of Assets #2	$0	$0	$ -	$0	$0
Sale of Assets #3	$3,050	$0	$ -	$0	$0
Sale of Assets #4					$0
Refund of Expenditures	$5,050	$0	$ -	$0	$0
Refund of Expenditures #1	$935	$652	$ 1,259	$0	$0
Refund of Expenditures #2	$43,216	$3,755	$ 3,755	$0	$0
Refund of Expenditures #3	($190)	$5,381	$ 13,082	$0	$0
Refund of Expenditures #4	$10,223	$6,177	$ 6,177	$0	$0
Retirement Forfeiture					
Road Inspection-District 1					
Road Inspection-District 2					
Road Inspection-District 3					
Gravel Pit District #1					
Gravel Pit District #2					
Road Signs-District 2					
Insurance Pay-Off #2					
Senior/Veteran Exempt Reimb	$11,830	$11,959	$ 11,959	$12,000	$12,000
Transfer From Other Funds	$169		$ -	$0	
TOTAL WITH PROPERTY TAX	**$4,876,216**	**$3,215,924**	**$5,280,517**	**$7,038,199**	**$6,410,380**
TOTAL WITHOUT PROPERTY TAX	**$4,628,120**	**$2,975,327**	**$4,940,832**	**$6,698,514**	**$6,072,688**

DELTA COUNTY BUDGET - ROAD & BRIDGE FUND, 2023
ESTIMATED FUND REVENUES

	2021	2022	2022	2022	2023
					Proposal
REVENUE OTHER THAN PROPERTY TAX	**ACTUAL**	**6 Months**	**PROJECTED**	**BUDGET**	**BUDGET**
See Attached Schedule for Details	$ 4,628,120	$ 2,975,327	$ 4,940,832	$ 6,698,514	$ 6,072,688
Note A: January 1, 2021 Fund Balance reduced by $2,337,662 reserved for inventories (gravel) per 2021 audit.					
(1) Total Revenues Other than Property Tax	**$ 4,628,120**	**$ 2,975,327**	**$ 4,940,832**	**$ 6,698,514**	**$ 6,072,688**
(2) Reserve Fund Balance - January 1 - See Note A	**$ 3,636,774**	**$ 2,943,210**	**$ 2,943,210**	**$ 3,015,341**	**$ 2,895,555**
(3) Capital Road Improvement Reserve	**$ -**	**$ -**			**$ -**
(4) Total Available Other than Property Tax (1+2)	**$ 8,264,894**	**$ 5,918,537**	**$ 7,884,042**	**$ 9,713,855**	**$ 8,968,243**
EXPENDITURES					
Personal/Operating Expenses					
District No. 1	$ 923,462	$ 408,285	$ 841,051	$ 1,586,975	$ 1,302,966
District No. 2	$ 878,859	$ 442,177	$ 1,018,638	$ 1,260,245	$ 1,171,240
District No. 3	$ 1,076,540	$ 617,383	$ 867,252	$ 1,520,735	$ 1,350,337
District No. 4	$ 526,578	$ 221,508	$ 603,588	$ 748,193	$ 734,473
District No. 6	$ 133,206	$ 73,463	$ 152,853	$ 297,389	$ 166,695
District No. 10	$ 136,336	$ 38,578	$ 156,938	$ 214,240	$ 138,022
Capital Outlay:					
District No. 1	$ 186,125	$ 293,541	$ 421,135	$ 478,974	$ 100,000
District No. 2	$ 548,586	$ -	$ -	$ 264,000	$ 205,000
District No. 3	$ -	$ 186,164	$ 188,785	$ 285,000	$ 175,000
District No. 4	$ -	$ -	$ 40,000	$ 114,000	$ 840,000
District No. 6	$ 8,396	$ 25,366	$ 111,647	$ 126,000	$ 3,200
District No. 10	$ 234,553	$ 2,159	$ 2,159	$ 82,500	$ -
Capital Road Improvements (County wide)	$ 289,397	$ 32,313	$ 587,947	$ 1,041,000	$ 1,070,000
Road Oil Adjustment	$ 277,082	$ -		$ -	
Municipalities Shared Revenues - District No. 5	$ -	$ -		$ 75,431	$ 75,213
Transfer to General Fund (cost acctg share)	$ 343,976	$ 300,929	$ 300,929	$ 300,929	$ 331,755
Fuel Adjustment	$ 26,901	$ -			
Municipal Agreements	$ -	$ -		$ 45,000	$ 45,000
Gravel Inventory Adjustment	$ (29,306)	$ -			
Decrease in value of gravel inventory	$ (29,306)	$ -		$ -	
Current TIF Expense	$ 79	$ 167	$ 250	$ 75	$ -
Treasurer's Fees	$ 38,316	$ 18,749	$ 35,000	$ 42,412	$ 58,545
(5) Total Expenditures	**$ 5,569,780**	**$ 2,660,780**	**$ 5,328,172**	**$ 8,483,098**	**$ 7,767,446**
(6) Capital Road Improvement Reserve Fund	**$ -**	**$ -**			**$ -**
(7) Reserve Fund Balance - December 31	**$ 2,943,210**	**$ 3,597,442**	**$ 2,895,555**	**$ 942,029**	**$ 1,538,489**
(8) Total Required (4+5+6)	**$ 8,512,990**	**$ 6,258,222**		**$ 7,935,034**	**$ 9,305,935**
(9) Property Taxes	**$ 248,096**	**$ 339,685**	**$ 339,685**	**$ 339,685**	**$ 337,692**
(10) Provision for Uncollectibles		**$ 3,431**	**$ 3,431**	**$ 3,431**	**$ 3,411**
(11) Total Property Tax Required (Total of 8+9)	**$ 313,410**	**$ 343,116**	**$ 343,116**	**$ 343,116**	**$ 341,103**
(12) Assessed Valuation	**$ 292,906,960**	**$ 381,240,185**	**$ 381,240,185**	**$ 381,240,185**	**$ 379,003,768**
(13) Mill Levy (10-11)	**$ 1**	**$ 1**	**$ 1**	**$ 0.9**	**$ 0.9**

DELTA COUNTY BUDGET - 2023

NAME OF FUND: ROAD & BRIDGE (30)

Road and Bridge Fund Summary
Page 51

CODE-30 601	EXPENDITURE ITEM	6/30/2021 ACTUAL	12/31/2021 ACTUAL	12/31/2021 BUDGET	6/30/2022 ACTUAL	2022 ESTIMATE	12/31/2022 BUDGET	2023 PROPOSAL	2023 Recommended	2023 BUDGET
PERSONNEL SERVICES										
5110	Permanent Salaries	214,422	395,560	417,480	212,935	421,135	454,234	513,755		
5120	Temporary Salaries	0	0	5,000	0	0	5,200	8,500		
5130	Overtime Salaries	0	0	1,000	275	305	1,040	1,000		
5141	Unemployment (1% Total)	0	0	0	0	0	0			
5142	Workmen's Compensation	21,994	21,994	25,000	21,562	21,562	31,302	25,000		
5143	Health/Life Insurance	28,773	59,155	61,362	36,519	74,853	74,996	86,282		
5144	FICA (7.65% Total)	15,727	29,050	31,937	15,936	31,455	35,226	40,029		
5145	Retirement (4.0% Eligible)	8,577	15,823	16,699	8,528	16,571	18,211	20,550		
PERSONNEL SERVICES TOTAL		**289,492**	**521,582**	**558,478**	**295,755**	**565,880**	**620,209**	**695,116**	**0**	**0**
OPERATING EXPENSES										
5220	Operating Supplies	6,702	14,409	12,000	8,198	16,096	12,000	16,000		
5222	Safety Supplies	1,526	4,479	4,000	971	971	4,000	4,000		
5231	Gasoline	1,870	4,911	6,000	2,045	2,045	7,000	9,000		
5232	Diesel Fuel	352	51,519	60,000	29,514	103,653	76,900	100,000		
5233	Equipment Parts	18,913	53,926	58,000	10,781	37,839	60,000	70,000		
5234	Oil & Grease	19,250	7,806	10,000	2,307	9,860	12,000	15,000		
5235	Tools	2,953	7,158	6,000	185	4,866	6,000	8,000		
5239	Tires	17,299	27,648	25,000	2,044	6,947	29,000	36,000		
5341	Electricity	4,530	7,863	6,500	2,845	4,076	7,250	8,000		
5342	Water & Sewer	168	618	500	250	501	500	600		
5344	Natural Gas	4,986	6,406	5,500	6,906	7,811	5,500	9,000		
5345	Telephone	1,097	1,897	2,200	666	1,334	2,200	2,500		
5351	Drug & Alcohol Testing	252	345	500	482	482	500	700		
5358	Surveying	0	1,868	0	0	0	0	0		
5361	Maintenance-Vehicles	11,765	20,965	18,000	1,497	2,459	18,000	20,000		
5364	Maint. Bldgs & Grounds	1,503	3,185	5,000	2,494	3,618	5,000	5,000		
5372	Lodging & Meals	0	0	250	0	0	250	250		
5380	In Service Training	590	1,482	600	440	1,000	600	800		
5396	Contract Services	756	2,798	0	1,163	1,396	1,092	2,000		
5410	Road Oil	10,935	27,734	120,000	23,820	23,820	130,000	180,000		
5426	Culverts	91,336	107,858	55,000	0	0	57,000	60,000		
5429	Paint & Signs	8,325	30,339	30,000	757	27,143	30,000	35,000		
5510	Insurance	15,801	15,801	13,000	15,165	15,165	19,000	19,000		
5533	Rentals - Equipment	643	846	1,000	0	0	2,000	4,000		
5782	Miscellaneous	20	20	0	0	0	0	0		
6729	Weed Control	0	0	2,000	0	4,091	2,000	3,000		
TOTAL OPERATING EXPENSE		**221,570**	**401,881**	**441,050**	**112,530**	**275,172**	**487,792**	**607,850**	**0**	**0**
CAPITAL OUTLAY										
5941	**CAPITAL OUTLAY**	**186,125**	**186,125**	**300,000**	**293,541**	**421,135**	**478,974**	**100,000**	**-**	**-**
TOTAL BUDGET EXPENSE		**697,188**	**1,109,587**	**1,299,528**	**701,826**	**1,262,186**	**1,586,975**	**1,402,966**	**0**	**0**

CODE-30 602	EXPENDITURE ITEM	6/30/2021 ACTUAL	12/31/2021 ACTUAL	12/31/2021 BUDGET	6/30/2022 ACTUAL	2022 ESTIMATE	12/31/2022 BUDGET	2023 PROPOSAL	2023 Recommended	2023 BUDGET
PERSONNEL SERVICES										
5110	Permanent Salaries	191,743	379,300	378,748	215,338	446,180	438,887	489,176		
5120	Temporary Salaries	1,664	7,067	11,000	1,789	2,000	8,250	8,500		
5130	Overtime Salaries	952	952	0	0	325	1,000	1,000		
5141	Unemployment (1% Total)	0	0	0	0	0	0	0		
5142	Workmen's Compensation	20,268	20,268	24,000	22,550	22,550	30,351	25,000		
5143	Health/Life Insurance	30,394	60,867	69,045	34,801	62,677	67,380	76,668		
5144	FICA (7.65% Total)	14,483	28,849	29,816	16,073	33,529	34,282	38,149		
5145	Retirement (4.0% Eligible)	7,708	15,103	15,590	8,517	17,703	17,595	19,947		
PERSONNEL SERVICES TOTAL		**267,212**	**512,405**	**528,199**	**299,068**	**584,963**	**597,745**	**658,440**	**0**	**0**
OPERATING EXPENSES										
5220	Operating Supplies	15,346	29,370	30,000	9,707	29,500	32,000	32,000		
5221	Computer Supplies	0	0	500	0	0	500	500		
5222	Safety Supplies	340	2,842	1,500	100	1,100	1,500	1,500		
5231	Gasoline	3,534	732	8,000	4,662	11,000	11,000	11,000		
5232	Diesel Fuel	24,697	57,496	50,000	47,978	112,500	68,600	112,500		
5233	Equipment Parts	13,234	61,318	65,000	12,964	56,000	65,000	65,000		
5234	Oil & Grease	10,396	14,708	10,000	6,118	13,000	15,000	15,000		
5235	Tools	1,756	4,790	6,000	539	4,000	5,000	6,000		
5239	Tires	7,535	20,611	25,000	3,709	22,000	25,000	25,000		
5341	Electricity	1,874	3,078	3,300	1,790	3,300	3,300	3,600		
5342	Water & Sewer	563	1,158	500	603	1,200	500	1,200		
5344	Natural Gas	3,668	5,093	4,000	4,458	6,900	5,000	7,000		
5345	Telephone	807	1,803	1,500	1,033	2,100	1,600	2,100		
5351	Drug & Alcohol Testing	166	458	400	345	500	500	500		
5358	Surveying	0	3,461	1,000	0	0	1,000	1,000		
5361	Maintenance-Vehicles	12,254	15,683	14,000	3,382	12,000	15,000	15,000		
5364	Maint. Bldgs & Grounds	1,886	6,270	7,000	1,734	5,000	7,000	7,000		
5372	Lodging & Meals	0	231	500	40	400	500	500		
5380	In Service Training	0	831	1,000	435	750	1,000	1,000		
5396	Contract Services	444	4,286	1,000	2,179	3,300	5,000	5,000		
5410	Road Oil	15,615	83,463	121,000	24,525	100,000	100,000	150,000		
5420	Bridge Material	0	0	1,000	0	0	1,000	1,000		
5426	Culverts	0	13,436	10,000	0	10,000	10,000	10,000		
5429	Paint & Signs	1,805	17,741	16,000	0	20,000	16,000	16,000		
5510	Insurance	15,801	15,801	13,775	15,165	15,165	0	15,500		
5533	Rentals-Equip	55	210	4,000	60	60	4,000	4,000		
5782	Miscellaneous	0	0	500	0	400	500	500		
5911	Capital Purchase - ROW Acquisit	0	0	0	0	500	0	0		
6729	Weed Control	1,580	1,580	3,000	1,583	3,000	3,000	3,400		
TOTAL OPERATING EXPENSE		**133,356**	**366,453**	**399,475**	**143,108**	**433,675**	**398,500**	**512,800**	**0**	**0**
CAPITAL OUTLAY										
5941	**CAPITAL OUTLAY**	**61,039**	**548,586**	**534,689**	**0**	**0**	**264,000**	**205,000**	**0**	**0**
TOTAL BUDGET EXPENSE		**461,607**	**1,427,445**	**1,462,363**	**442,177**	**1,018,638**	**1,260,245**	**1,376,240**	**0**	**0**

CODE-30 603	EXPENDITURE ITEM	6/30/2021 ACTUAL	12/31/2021 ACTUAL	12/31/2021 BUDGET	6/30/2022 ACTUAL	2022 ESTIMATE	12/31/2022 BUDGET	2023 PROPOSAL	2023 Recommended	2023 BUDGET
PERSONNEL SERVICES										
5110	Permanent Salaries	284,554	543,518	557,567	281,106	375,004	562,034	624,191		
5120	Temporary Salaries	0	7,665	7,000	1,120	5,600	8,000	8,500		
5130	Overtime Salaries	0	0	200	0	0	200	1,000		
5142	Workmen's Compensation	30,924	30,924	34,000	33,764	33,764	42,560	35,000		
5143	Health/Life Insurance	42,107	84,686	85,477	47,104	62,805	92,892	101,471		
5144	FICA (7.65% Total)	20,867	40,203	43,205	20,460	27,597	46,759	48,477		
5145	Retirement (4.0% Eligible)	10,889	21,228	22,590	11,244	15,000	24,129	25,348		
PERSONNEL SERVICES TOTAL		**389,342**	**728,223**	**750,039**	**394,798**	**519,770**	**776,574**	**843,987**	**0**	**0**
OPERATING EXPENSES										
5220	Operating Supplies	15,550	40,621	26,000	19,129	22,597	30,000	39,000		
5222	Safety Supplies	1,197	3,693	2,500	2,519	2,848	2,500	2,500		
5231	Gasoline	2,195	8,154	5,000	1,671	1,881	5,500	5,000		
5232	Diesel Fuel	27,081	87,764	80,000	74,046	81,839	86,000	125,000		
5233	Equipment Parts	19,822	43,602	70,000	25,870	35,800	70,000	70,000		
5234	Oil & Grease	6,307	8,872	8,500	6,753	8,470	10,000	12,000		
5235	Tools	605	2,392	3,000	1,851	1,915	4,000	2,500		
5239	Tires	4,826	20,565	22,000	7,020	10,000	22,000	22,000		
5341	Electricity	3,793	7,361	7,000	3,976	4,904	7,000	7,000		
5342	Water & Sewer	2,738	6,205	3,800	2,613	3,539	5,000	5,000		
5344	Natural Gas	2,539	4,345	3,700	4,298	4,439	5,000	6,000		
5345	Telephone/Internet	2,226	4,829	4,800	2,238	2,898	4,800	4,800		
5351	Drug & Alcohol Testing	249	750	800	408	408	800	800		
5358	Surveying	2,623	2,623	5,000	0	0	5,000	5,000		
5361	Maintenance-Vehicles	447	447	3,000	239	365	3,000	2,000		
5364	Maint. Bldgs & Grounds	1,338	3,406	4,000	466	466	4,000	3,500		
5371	Mileage and Transportation	0	0	0	45	45	260	250		
5372	Lodging & Meals	0	231	100	13	13	100	100		
5380	In Service Training	110	1,341	600	430	430	600	600		
5396	Contract Services	275	765	500	205	205	500	500		
5410	Road Oil	48,360	50,704	130,000	51,610	130,000	130,000	130,000		
5420	Bridge Material/Repair	0	0	100	0	0	100	100		
5426	Culverts	0	15,432	22,000	0	0	22,000	22,000		
5429	Paint & Signs	3,712	15,802	18,000	765	18,000	18,000	18,000		
5510	Insurance	15,801	15,801	13,280	15,165	15,165	15,801	15,500		
5533	Equipment Rental	0	14	4,000	0	0	4,000	4,000		
5782	Miscellaneous	8	8	200	0	0	200	200		
5911	Capital Purchase - ROW Acquisit	0	0	1,000	103	103	1,000	1,000		
6729	Weed Control	314	2,519	2,000	1,153	1,153	2,000	2,000		
TOTAL OPERATING EXPENSE		**162,119**	**348,248**	**440,880**	**222,585**	**347,483**	**459,161**	**506,350**	**0**	**0**
CAPITAL OUTLAY										
5941	**CAPITAL OUTLAY**	**0**	**0**	**184,000**	**186,164**	**188,785**	**285,000**	**175,000**		
TOTAL BUDGET EXPENSE		**551,461**	**1,076,472**	**1,374,919**	**803,547**	**1,056,037**	**1,520,735**	**1,525,337**	**0**	**0**

CODE-30 604	EXPENDITURE ITEM	6/30/2021 ACTUAL	12/31/2021 ACTUAL	12/31/2021 BUDGET	6/30/2022 ACTUAL	2022 ESTIMATE	12/31/2022 BUDGET	2023 PROPOSAL	2023 Recommended	2023 BUDGET
PERSONNEL SERVICES										
5110	Permanent Salaries	62,724	128,903	138,309	70,826	134,991	142,442	169,579		
5120	Temporary Salaries	0	0	0	0	0	0	0		
5130	Overtime Salaries	0	0	0	0	0	0	0		
5142	Workmen's Compensation	7,072	7,072	6,200	7,718	7,718	10,897	8,000		
5143	Health/Life Insurance	9,843	22,450	25,604	12,313	23,929	26,058	26,688		
5144	FICA (7.65% Total)	4,736	9,702	10,581	5,298	10,077	10,897	12,973		
5145	Retirement (4.0% Eligible)	2,449	5,087	5,532	2,833	5,400	5,698	6,783		
PERSONNEL SERVICES TOTAL		**86,824**	**173,214**	**186,226**	**98,989**	**182,114**	**195,992**	**224,023**	**0**	**0**
OPERATING EXPENSES										
5220	Operating Supplies	304	702	550	125	3,050	550	5,000		
5231	Gasoline	0	0	0	319	1,200	0	4,800		
5237	Tools-Crusher	1,387	1,975	2,000	175	1,500	2,500	2,500		
5239	Tires	0	735	2,000	0	2,315	2,000	6,000		
5332	Hired Hauled Equipment	968	968	2,000	1,120	2,500	2,000	3,500		
5342	Water/Pig Mesa	2,000	2,000	2,000	2,000	2,000	2,000	2,000		
5345	Telephone	720	1,485	1,400	646	1,300	1,400	2,500		
5351	Drug & Alcohol Testing	0	0	200	40	1,200	200	200		
5358	Engineering Services	0	0	5,000	1,300	1,300	5,000	5,000		
5361	Maintenance-Vehicles&Equipmer	698	780	3,000	444	2,000	3,000	3,000		
5366	Labor-Crusher	473	473	2,000	0	0	2,000	0		
5372	Lodging & Meals	43	43	700	254	254	700	700		
5380	In Service Training	420	525	1,000	0	400	1,000	7,500		
5396	Contract Services	3,288	9,154	4,000	4,818	11,000	8,000	15,000		
5452	Royalties	31,378	119,520	80,000	15,000	11,000	0	15,000		
5510	Insurance	15,801	15,801	13,000	15,165	15,165	15,801	15,500		
5525	Permits	2,060	10,500	10,000	3,602	8,100	10,000	10,000		
5533	Rentals - Equipment	662	2,236	1,500	318	588	1,500	0		
5782	Miscellaneous	0	414	500	258	600	500	750		
5785	Material Testing	597	911	3,000	1,540	2,800	3,000	3,000		
6043	Equipment Rental-Crusher	0	0	6,500	704	1,200	6,500	6,500		
6044	Operating Supplies-Crusher	982	2,001	3,000	1,070	1,372	3,000	0		
6045	Equipment Parts-Crusher	19,695	41,187	50,000	8,075	64,854	75,000	75,000		
6046	Safety Supplies-Crusher	746	893	2,500	696	1,109	2,500	0		
6047	Oil & Grease-Crusher	1,653	5,205	5,500	3,954	8,250	7,500	9,000		
6048	Diesel Fuel-Crusher	10,825	48,317	95,000	57,981	123,000	150,000	150,000		
6552	Screens	0	6,802	20,000	10,000	10,000	25,000	25,000		
6553	Liners	0	19,035	20,000	25,000	25,000	25,000	30,000		
6720	Reclamation	0	0	2,000	0	0	2,000	1,500		
6850	Fencing	540	540	1,500	0	0	1,500	0		
7893	Salary Reimbursement to HD	0	0	1,500	0	0	1,500	0		
5222	Hot Plant Safety Supplies/Crusher	34	34	500	0	1,500	500	3,000		
5235	Hot Plant Tools	0	0	500	0	500	500	500		
5367	Hot Plant Labor	0	0	2,000	0	0	2,000	0		
6049	Hot Plant Operating Supplies	1,551	1,600	1,000	0	851	2,000	0		
6050	Hot Plant Equipment Rental	0	0	550	0	0	550	1,500		
6051	Hot Plant Equipment Parts	154	2,525	5,500	5,000	5,000	5,500	5,000		
6054	Hot Plant Diesel Fuel-Hot Plant	13,991	56,931	40,000	65,000	110,565	65,000	100,000		
6575	Hot Plant Oil & Grease	0	74	1,000	0		1,500	1,500		
TOTAL OPERATING EXPENSE		**110,970**	**353,365**	**392,400**	**224,605**	**421,473**	**438,201**	**510,450**	**0**	**0**
CAPITAL OUTLAY										
5941	**CAPITAL OUTLAY**	**0**	**0**	**50,000**	**0**	**40,000**	**114,000**	**840,000**	**0**	**0**
TOTAL BUDGET EXPENSE		**197,794**	**526,579**	**628,626**	**323,594**	**643,588**	**748,193**	**1,574,473**	**0**	**0**

CODE-30 605	EXPENDITURE ITEM	6/30/2021 ACTUAL	12/31/2021 ACTUAL	12/31/2021 BUDGET	6/30/2022 ACTUAL	2022 ESTIMATE	12/31/2022 BUDGET	2023 PROPOSAL	2023 Recommended	2023 BUDGET
PERSONNEL SERVICES										
PERSONNEL SERVICES TOTAL		0	0	0	0	0	0	0	0	0
OPERATING EXPENSES										
5701	Transfer - Delta	0	0	40,925	0		40,794	40,677		
5702	Transfer - Hotchkiss	0	0	4,746	0		3,849	3,837		
5703	Transfer - Paonia	0	0	7,995	0		6,158	6,140		
5704	Transfer - Cedaredge	0	0	9,891	0		10,006	9,977		
5705	Transfer - Crawford	0	0	1,337	0		1,539	1,535		
5706	Transfer - Orchard City	0	0	11,109	0		13,085	13,047		
TOTAL OPERATING EXPENSE		0	0	76,003	0	0	75,431	75,213	0	0
CAPITAL OUTLAY										
5941	CAPITAL OUTLAY	0	0	0	0	0	0	0	0	0
TOTAL BUDGET EXPENSE		0	0	76,003	0	0	75,431	75,213	0	0

CODE-30 606	EXPENDITURE ITEM	6/30/2021 ACTUAL	12/31/2021 ACTUAL	12/31/2021 BUDGET	6/30/2022 ACTUAL	2022 ESTIMATE	12/31/2022 BUDGET	2023 PROPOSAL	2023 Recommended	2023 BUDGET
PERSONNEL SERVICES										
5110	Permanent Salaries	36,819	98,504	55,000	55,824	111,647	111,647	115,138		
5120	Temporary Salaries	0	0	0	0	0	0			
5130	Overtime Salaries	0	0	0	0	0	0			
5142	Workmen's Compensation	116	116	135	0	0	172	200		
5143	Health/Life Insurance	5,770	15,820	8,206	8,872	16,182	17,588	17,218		
5144	FICA (7.65% Total)	2,774	7,046	4,207	3,968	8,020	8,541	8,808		
5145	Retirement (4.0% Eligible)	1,473	3,861	2,200	2,233	4,466	4,466	4,606		
PERSONNEL SERVICES TOTAL		**46,951**	**125,348**	**69,748**	**70,896**	**140,314**	**142,414**	**145,970**	**0**	**0**
OPERATING EXPENSES										
5220	Operating Supplies	198	292	875	276	627	875	750		
5231	Unleaded Fuel	109	246	400	477	477	400	600		
5235	Tools	0	141	300	0	0	300	0		
5335	Organizational Dues	45	45	300	50	50	300	50		
5345	Telephone	35	38	1,000	7	11	1,000	25		
5361	Maintenance-Vehicles	0	0	1,200	1,230	1,230	1,200	1,200		
5371	Mileage & Transportation	0	0	600	0	0	600	600		
5372	Lodging & Meals	0	0	900	13	13	900	500		
5380	In Service Training	0	0	4,000	515	951	4,000	1,500		
5396	Contract Services	0	1,952	10,000	0	0	10,000	2,000		
5538	Software License	1,914	5,142	3,600	0	9,164	8,600	13,000		
5810	Library	0	0	300	0	0	300	0		
6838	Software Purchases	0	0	500	0	16	500	500		
TOTAL OPERATING EXPENSE		**2,301**	**7,857**	**23,975**	**2,567**	**12,539**	**28,975**	**20,725**	**0**	**0**
CAPITAL OUTLAY										
5941	**CAPITAL OUTLAY**	**8,396**	**8,396**	**47,900**	**25,366**	**111,647**	**126,000**	**3,200**	**0**	**0**
TOTAL BUDGET EXPENSE		**57,647**	**141,602**	**141,623**	**98,829**	**264,500**	**297,389**	**169,895**	**0**	**0**

CODE-30 610	EXPENDITURE ITEM	6/30/2021 ACTUAL	12/31/2021 ACTUAL	12/31/2021 BUDGET	6/30/2022 ACTUAL	2022 ESTIMATE	12/31/2022 BUDGET	2023 PROPOSAL	2023 Recommended	2023 BUDGET
PERSONNEL SERVICES										
5110	Permanent Salaries	16,763	36,584	33,428	15,288	36,552	27,581	30,826		
5120	Temporary Salaries	0	0	0	0	0	0	0		
5130	Overtime Salaries	0	0	0	0	0	0	0		
5141	Unemployment (1% Total)	0	0	0	0	0	0	0		
5142	Workmen's Compensation	54	54	55	0	0	50	50		
5143	Health/Life Insurance	3,792	7,112	8,273	3,419	5,529	8,441	10,470		
5144	FICA (7.65% Total)	1,261	2,764	2,557	1,150	2,765	2,110	2,358		
5145	Retirement (4.0% Eligible)	623	1,201	1,337	612	1,463	1,103	1,233		
PERSONNEL SERVICES TOTAL		**22,491**	**47,714**	**45,650**	**20,468**	**46,309**	**39,285**	**44,937**	**0**	**0**
OPERATING EXPENSES										
5220	Operating Supplies	169	13,241	2,000	20	2,475	2,000	2,000		
5221	Computer Supplies	0	0	0	0	0	0	0		
5222	Safety Supplies	0	0	0	0	0	0	0		
5233	Equipment Parts	2,075	9,121	46,000	8,226	18,164	46,000	46,000		
5234	Oil & Grease	0	0	1,600	5	5	1,600	2,000		
5345	Telephone	4	23	10	20	32	10	40		
5361	Equipment Maintenance	332	2,564	2,500	694	2,860	2,500	2,500		
5371	Mileage & Transportation	0	0	3,000	0	0	3,000	3,000		
5380	In Service Training	0	35	100	0	0	100	100		
5396	Contract Services	193	693	100	63	78,012	200	200		
5532	Copier Lease	0	0	450	0	0	450	450		
5536	Software Support (Tracker Soft)	5,868	5,868	6,000	6,162	6,162	6,000	6,200		
5782	Miscellaneous	0	11	50	39	39	50	50		
5865	Copy Machine Lease	0	0	545	0	0	545	545		
6000	Parts/Maint	0	0	30,000	1,976	1,976	30,000	30,000		
6011	Parts/Maint	-39	(39)	0	1,266	1,266	0	0		
6023	Parts/Maint	0	0	0	-360	(360)	0	0		
TOTAL OPERATING EXPENSE		**8,603**	**31,517**	**92,355**	**18,110**	**110,630**	**92,455**	**93,085**	**0**	**0**
CAPITAL OUTLAY										
5941	**CAPITAL OUTLAY**	**77,572**	**234,553**	**260,000**	**2,159**	**2,159**	**82,500**	**-**	**-**	**-**
TOTAL BUDGET EXPENSE		**108,667**	**313,784**	**398,005**	**40,736**	**159,097**	**214,240**	**138,022**	**0**	**0**

	12/31/2021	6/30/2022	12/31/2022	12/31/2022	2023
REVENUE OTHER THAN PROPERTY TAX	**ACTUAL**	**6 Months**	**Projected**	**Budget**	**Budget**
ADMINISTRATON, REGULAR	933,891	551,524	1,350,822	1,047,994	1,185,289
ADULT PROTECTION	210,297	107,429	258,755	210,876	192,818
CHATS - CHILD CARE - STATE GRANT	148,395	76,550	131,613	188,312	168,522
CHILD SUPPORT - STATE GRANT	204,475	106,820	215,079	206,201	269,390
CHILD WELFARE / FOSTER CARE - STATE GRANT	993,318	557,041	1,093,782	1,301,034	1,613,807
TANF-COLORADO WORKS PROGRAM - STATE GRANT	241,815	166,988	138,652	421,954	270,000
CORE SERVICES - STATE GRANT	58,994	88,113	57,748	351,605	62,453
HOME CARE ALLOWANCE	8,093	4,011	62,225	8,143	8,022
LOW ENERGY ASSISTANCE PROGRAM - FEDERAL GRANT	6,655	6,745	6,745	8,500	8,000
OLD AGE PENSION - STATE GRANT	43,004	24,124	66,645	46,694	47,000
PARENTAL FEES	35,100	29,325	43,886	45,000	45,000
PROGRAM CONTINGENCY	138,375	58,214	110,498	53,138	135,000
SINGLE ENTRY POINT/OLTC	585,102	277,437	523,859	667,251	563,339
STATE / FEDERAL INCENTIVES	88,419	44,796	120,454	80,000	85,000
COLLECTIONS AND INTEREST ON COLLECTIONS	6,709	2,542	5,087	10,000	10,000
REFUNDS	176	110		0	0
DELINQUENT TAXES + INTEREST ON DELINQUENT TAX	1,185	224		300	500
SPECIFIC OWNERSHIP TAX	118,629	59,580	110,000	90,000	90,000
CAPITAL IMPROVEMENT COUNTY	0	0		0	16,000
COUNTY FUNDS	0	0	0	0	12,000
PSSF	(20,920)	0	0	0	0
(1) TOTAL REVENUES OTHER THAN PROPERTY TAX	**3,801,712**	**2,161,573**	**4,295,850**	**4,737,002**	**4,782,140**
(2) FUND BALANCE - JANUARY 1	**0**	**32,576**	**32,576**	**352,107**	**249,915**
(3) TOTAL AVAILABLE OTHER THAN PROPERTY TAX (1+2)	**3,801,712**	**2,194,149**	**4,328,425**	**5,089,109**	**5,032,055**
EXPENDITURES					
ADMINISTRATION, REGULAR	1,044,096	577,825	1,089,904	1,238,311	1,373,980
ADULT PROTECTION	261,438	132,913	243,215	289,119	241,130
AID TO THE NEEDY DISABLED	16,141	8,820	19,216	25,000	25,000
CHATS - CHILD CARE w/ GRANTS	237,196	127,881	221,899	244,535	266,079
CHILD SUPPORT	344,506	183,442	325,877	375,957	408,166
CHILD WELFARE / FOSTER CARE	1,536,707	856,805	1,673,766	1,698,994	1,949,070
COLORADO WORKS PROGRAM - TANF	273,745	176,324	367,682	331,414	341,140
CORE SERVICES	132,010	101,511	173,323	118,115	173,436
GENERAL ASSISTANCE	3,432	3,344	10,803	25,000	25,000
HOME CARE ALLOWANCE	649	212	393	650	650
LOW ENERGY ASSISTANCE PROGRAM	6,655	6,745	6,745	8,000	8,000
OLD AGE PENSION	42,682	24,336	45,973	45,441	46,000
PARENTAL FEES	35,100	29,325	43,886	45,000	45,000
SINGLE ENTRY POINT	507,669	240,129	523,859	617,275	678,111
CAPITAL IMPROVEMENT	0	0	0	0	80,000
COUNTY ONLY, TIF	315	744	817	500	0
COUNTY HS FLOOD	205	0	0	0	0
(4) TOTAL EXPENDITURES	**4,442,547**	**2,470,355**	**4,747,359**	**5,063,311**	**5,660,763**
(5) FUND BALANCE - DECEMBER 31	**32,576**	**392,642**	**249,915**	**780,654**	**23,827**
(6) TOTAL REQUIRED (4+5)	**4,475,122**	**2,862,997**	**4,997,274**	**5,843,965**	**5,684,590**
(7) NET TO BE DERIVED FROM PROPERTY TAXES (6-3)	**673,411**	**668,848**	**668,848**	**754,856**	**652,535**
(8) PROVISION FOR UNCOLLECTIBLES		**6,756**	**6,756**	**7,625**	**6,591**
(9) TOTAL PROPERTY TAX REQUIRED (TOTAL OF 7+8)	**673,411**	**675,604**	**675,604**	**762,480**	**659,126**
(10) ASSESSED VALUATION	**329,563,045**	**329,563,045**	**329,563,045**	**381,240,185**	**329,563,045**
(11) MILL LEVY (9-10)	**2**	**2**	**2**	**2**	**2**

DELTA COUNTY BUDGET 2023

NAME OF FUND: HUMAN SERVICES

ADMIN 6-01	EXPENDITURE ITEM	6/30/2021 ACTUAL	12/31/2021 ACTUAL	12/31/2021 BUDGET	6/30/2022 ACTUAL	2022 ESTIMATE	12/31/2022 BUDGET	2023 PROPOSAL	2023 Recommended	2023 BUDGET
PERSONNEL SERVICES										
61110	Permanent Salaries	496,552	1,053,996	991,717	615,835	1,177,604	1,165,734	1,242,766		
	Temporary Salaries							5,000		
	Overtime Salaries							15,000		
61532	Unemployment (1% Total)	1,875	(1,798)	8,841	0	0	11,657	12,628		
61533	Workmen's Compensation	1,064	1,064	1,700	1,325	1,325	1,500	1,500		
61511	Health Insurance	83,738	179,700	175,988	98,764	193,960	209,388	215,397		
61512	Life Insurance	592	1,256	2,550	665	1,288	1,677	2,000		
61520&61530	FICA (7.65% Total)	36,054	77,008	74,336	44,720	44,720	89,179	96,602		
61521	Retirement (4.0% Eligible)	19,289	41,317	38,869	23,675	45,136	46,629	50,511		
PERSONNEL SERVICES TOTAL		**639,165**	**1,352,542**	**1,294,001**	**784,985**	**1,464,034**	**1,525,764**	**1,641,403**	**0**	**0**
OPERATING EXPENSES										
61898	RMS State Adjustment	(354,087)	(715,857)	(703,701)	(436,299)	(824,135)	(728,836)	(758,282)		
61910	Contracts	107,504	215,008	215,008	112,504	225,008	225,008	235,008		
62230	Equipment Maint & Repairs	0	2,067	500	136	136	500	1,000		
62240	Auto Supplies	353	621	2,000	1,119	1,197	1,000	1,500		
62255	Rent	38,383	71,283	64,873	32,900	65,799	65,000	65,000		
62510	Travel, Miles, Meals & Lodging	2,514	4,789	12,000	8,276	14,599	10,000	15,000		
62610	Ads & Publicity	296	1,417	1,000	81	81	600	8,039		
62630	Telephone	34,582	64,714	52,980	30,192	59,375	65,500	65,500		
62661	Ins Liability & Bonding	25,395	25,395	20,000	36,101	36,101	25,395	38,628		
62680	Xerox	3,077	6,169	8,250	4,291	8,770	6,300	8,700		
62690	Legal Fees (Non Contract)	496	744	1,500	0	0	1,400	1,400		
63120	Books & Subscriptions	396	428	460	396	501	500	500		
63121	Office Supplies	6,634	15,013	25,000	7,353	11,698	25,000	25,000		
63123	Postage	2,000	4,556	10,000	2,556	4,226	10,000	8,000		
63400	Destruction of Records	1,043	2,303	4,000	1,461	2,786	2,500	3,000		
64140	Dues / Memberships	0	3,415	5,500	1,345	12,319	3,600	5,200		
64178	Fingerprinting	150	626	0	0	0	0	1,000		
64220	Registration Fees	180	180	2,525	389	389	1,000	7,000		
61110	County Admin Support	0	20,004	20,004	10,002	10,002	0	20,004		
69820	Non-Allocated Admin (EBT & Funerals)	3,286	6,577	7,600	3,292	6,323	6,600	6,500		
64898	County Wide Cost Allocation	(10,829)	(24,997)	(15,000)	(14,448)	(14,448)	(15,000)	(30,000)		
66021	State Work Number	3,224	7,101	3,300	1,193	5,143	6,480	4,880		
TOTAL OPERATING EXPENSE		**(135,404)**	**(288,442)**	**(262,201)**	**(197,158)**	**(374,129)**	**(287,453)**	**(267,423)**	**0**	**0**
CAPITAL OUTLAY										
	CAPITAL OUTLAY	**0**	**0**	**0**	**0**	**0**	**0**	**80,000**	**0**	**0**
TOTAL BUDGET EXPENSE		**503,761**	**1,064,100**	**1,031,800**	**587,827**	**1,089,904**	**1,238,311**	**1,453,980**	**0**	**0**

ADULT PROTECTION 6-50	EXPENDITURE ITEM	6/30/2021 ACTUAL	12/31/2021 ACTUAL	12/31/2021 BUDGET	6/30/2022 ACTUAL	2022 ESTIMATE	12/31/2022 BUDGET	2023 PROPOSAL	2023 Recommended	2023 BUDGET
PERSONNEL SERVICES										
61110	Permanent Salaries	71,941	132,052	153,818	57,905	118,552	154,047	119,679		
	Temporary Salaries							0		
	Overtime Salaries							0		
61532	Unemployment (1% Total)	241	11,579	1,538	7,686	7,686	1,540	1,197		
61533	Workmen's Compensation	2,026	2,026	3,700	2,845	2,845	3,000	3,699		
61511	Health Insurance	13,621	25,964	30,717	11,676	23,624	36,382	19,456		
61512	Life Insurance	94	178	203	76	155	218	200		
61520&61530	FICA (7.65% Total)	5,140	9,458	11,767	4,199	4,199	11,785	9,155		
61521	Retirement (4.0% Eligible)	2,848	5,249	6,153	2,316	4,742	6,162	4,787		
PERSONNEL SERVICES TOTAL		**95,911**	**186,506**	**207,896**	**86,703**	**161,803**	**213,134**	**158,173**	**0**	**0**
OPERATING EXPENSES										
61898	RMS	21,745	49,159	31,341	25,976	48,949	43,731	50,000		
61910	Contract - Hotline	2,445	4,950	15,000	2,966	10,142	7,130	7,358		
62255	Building Rent	1,991	3,698	3,413	1,707	3,413	3,415	3,652		
62510	Travel, Mileage, Meals & Lodging	0	110	8,500	84	84	3,500	2,500		
62610	ADS & Publicity	0	0	530	0	0	350	350		
62630	Telephone	1,690	3,330	266	1,771	3,318	3,200	3,533		
62661	Ins - Liab & Bonding	3,693	3,693	4,120	3,610	3,610	3,700	3,863		
63121	Office Supplies	7	30	1,000	76	76	500	500		
63123	Postage	0	0	250	0	0	0	0		
63300	Service of Process	0	0	30	59	59	0	100		
64140	Membership/Dues	0	0	0	0	0	0	0		
64178	Fingerprinting/APS Check	55	119	100	20	20	100	100		
65791	Client Services	1,080	2,564	7,199	4,275	6,075	10,359	11,000		
	EJA-Client Services	0	7,279	0	5,665	5,665	0	0		
TOTAL OPERATING EXPENSE		**32,706**	**74,932**	**71,749**	**46,209**	**81,412**	**75,985**	**82,957**	**0**	**0**
CAPITAL OUTLAY										
	CAPITAL OUTLAY	**0**	**0**	**0**	**0**	**0**	**0**	**0**	**0**	**0**
TOTAL BUDGET EXPENSE		**128,617**	**261,438**	**279,645**	**132,913**	**243,215**	**289,119**	**241,130**	**0**	**0**

CHATS/DAYCARE 6-06	EXPENDITURE ITEM	6/30/2021 ACTUAL	12/31/2021 ACTUAL	12/31/2021 BUDGET	6/30/2022 ACTUAL	2022 ESTIMATE	12/31/2022 BUDGET	2023 PROPOSAL	2023 Recommended	2023 BUDGET
PERSONNEL SERVICES										
61110	Permanent Salaries	18,257	40,260	35,944	10,136	21,063	33,530	33,625		
	Temporary Salaries							0		
	Overtime Salaries							0		
61532	Unemployment (1% Total)	0	0	359	0	0	335	336		
61533	Workmen's Compensation	47	47	60	11	11	55	50		
61511	Health Insurance	4,025	8,875	8,042	2,473	5,144	8,370	6,887		
61512	Life Insurance	33	56	67	20	41	80	67		
61520&61530	FICA (7.65% Total)	1,373	3,019	2,750	743	743	2,565	2,572		
61521	Retirement (4.0% Eligible)	730	1,610	1,438	405	843	1,341	1,345		
PERSONNEL SERVICES TOTAL		**24,465**	**53,867**	**48,660**	**13,788**	**27,845**	**46,276**	**44,882**	**0**	**0**
OPERATING EXPENSES										
60000	County Portion of EBT	40,344	93,832	75,000	51,538	102,875	102,675	102,675		
61898	RMS	28,977	54,736	54,336	30,612	58,096	59,334	60,200		
61910	Child Care Grants	30,000	30,000	30,000	30,000	30,000	30,000	50,000		
62255	Rent	664	1,233	1,138	569	1,138	1,140	1,172		
62510	Travel,Mileage,Meals, Lodging	0	0	800	27	27	500	1,000		
62610	Ads & Publicity	0	0	0	0	0	500	1,000		
62630	Telephone	676	1,247	1,140	570	1,140	1,190	1,250		
62661	Ins - Liability & Bonding	1,114	1,114	650	285	285	1,200	1,200		
63121	Office Supplies	132	132	650	-6	-6	650	500		
63123	Postage	535	1,035	800	500	500	1,070	1,500		
64220	Registration Fees	0	0	0	0	0	0	700		
TOTAL OPERATING EXPENSE		**102,442**	**183,329**	**164,514**	**114,093**	**194,054**	**198,259**	**221,197**	**0**	**0**
CAPITAL OUTLAY										
	CAPITAL OUTLAY	**0**	**0**	**0**	**0**	**0**	**0**	**0**	**0**	**0**
TOTAL BUDGET EXPENSE		**126,907**	**237,196**	**213,174**	**127,881**	**221,899**	**244,535**	**266,079**	**0**	**0**

CORE SERVICES 6-05	EXPENDITURE ITEM	6/30/2021 ACTUAL	12/31/2021 ACTUAL	12/31/2021 BUDGET	6/30/2022 ACTUAL	2022 ESTIMATE	12/31/2022 BUDGET	2023 PROPOSAL	2023 Recommended	2023 BUDGET
PERSONNEL SERVICES										
61110	Permanent Salaries	19,586	39,103	37,368	23,978	47,768	39,199	41,480		
	Temporary Salaries							0		
	Overtime Salaries							0		
61532	Unemployment (1% Total)	0	0	374	0	0	392	415		
61533	Workmen's Compensation	737	737	725	1,244	1,244	750	1,300		
61511	Health Insurance	3,200	6,322	6,154	3,403	6,711	6,278	6,457		
61512	Life Insurance	26	52	50	27	54	55	67		
61520&61530	FICA (7.65% Total)	1,318	2,651	2,859	1,652	3,312	2,998	3,173		
61521	Retirement (4.0% Eligible)	777	1,558	1,495	851	1,682	1,568	1,659		
PERSONNEL SERVICES TOTAL		**25,643**	**50,422**	**49,025**	**31,155**	**60,771**	**51,240**	**54,551**	**0**	**0**
OPERATING EXPENSES										
62255	Building Rent	0	0	0	0	0	0	0		
62510	Travel	0	0	300	0	608	500	500		
62661	Ins - Liability & Bonding	852	852	950	1,579	1,579	860	1,600		
65791	CORE:County EBT Portion	28,509	74,652	90,000	64,418	102,128	65,515	110,000		
1855-65791	Special Economic Assistance	1,929	6,085	6,396	4,358	8,237	6,500	6,785		
TOTAL OPERATING EXPENSE		**31,290**	**81,589**	**97,646**	**70,356**	**112,552**	**73,375**	**118,885**	**0**	**0**
CAPITAL OUTLAY										
	CAPITAL OUTLAY	**0**	**0**	**0**	**0**	**0**	**0**	**0**	**0**	**0**
TOTAL BUDGET EXPENSE		**56,934**	**132,010**	**146,671**	**101,511**	**173,323**	**124,615**	**173,436**	**0**	**0**

CHILD SUPPORT 6-06	EXPENDITURE ITEM	6/30/2021 ACTUAL	12/31/2021 ACTUAL	12/31/2021 BUDGET	6/30/2022 ACTUAL	2022 ESTIMATE	12/31/2022 BUDGET	2023 PROPOSAL	2023 Recommended	2023 BUDGET
PERSONNEL SERVICES										
61110	Permanent Salaries	123,223	246,023	252,979	128,079	237,534	269,665	288,389		
	Temporary Salaries							0		
	Overtime Salaries							0		
61532	Unemployment (1% Total)	0	0	2,530	0	0	2,697	2,884		
61533	Workmen's Compensation	278	278	0	375	375	300	400		
61511	Health Insurance	26,531	52,896	53,892	25,423	47,614	54,039	51,568		
61512	Life Insurance	134	267	0	130	262	268	402		
61520&61530	FICA (7.65% Total)	8,916	17,771	19,353	9,204	9,204	20,629	22,062		
61521	Retirement (4.0% Eligible)	4,937	9,845	10,119	5,118	9,491	10,787	11,536		
PERSONNEL SERVICES TOTAL		**164,019**	**327,079**	**338,873**	**168,329**	**304,480**	**358,385**	**377,241**	**0**	**0**
OPERATING EXPENSES										
60000	IRS Fees	1,315	1,862	2,700	1,204	1,435	2,000	2,500		
62255	Building Rent	0	0	0	0	0	0	0		
62510	Travel, Miles, Meals, Lodging	0	0	2,900	77	77	500	6,000		
62610	Ads & Publicity	0	0	0	0	0	0	0		
62630	Telephone	112	184	375	103	149	225	225		
62661	Ins. Liab & Bonding	6,534	6,534	4,860	10,106	10,106	6,550	10,300		
62680	Xerox	0	0	0	0	0	0	0		
62690	Legal Fees	1,847	3,529	3,000	1,453	3,328	3,197	3,500		
63121	Office Supplies	587	1,110	1,000	496	496	1,000	1,100		
63123	Postage	1,000	2,000	2,500	1,000	1,000	1,200	2,000		
63300	Services of Process	1,403	2,321	2,250	715	3,820	2,500	3,000		
64140	Dues / Membership	150	220	0	10	10	150	100		
64176	Vital Statistics	0	0	0	0	0	0	0		
64178	Fingerprinting	0	0	75	30	30	0	100		
64220	Registration Fees	0	0	1,000	300	300	500	1,500		
65791	Medical Tests / Paternity	228	488	600	(360)	666	450	600		
9825-61110	Application Fees	(320)	(820)	(1,000)	(20)	-20	(700)	0		
TOTAL OPERATING EXPENSE		**12,857**	**17,427**	**20,260**	**15,113**	**21,396**	**17,572**	**30,925**	**0**	**0**
CAPITAL OUTLAY										
	CAPITAL OUTLAY	**0**	**0**	**0**	**0**	**0**	**0**	**0**	**0**	**0**
TOTAL BUDGET EXPENSE		**176,875**	**344,506**	**359,133**	**183,442**	**325,877**	**375,957**	**408,166**	**0**	**0**

CHILD WELFARE 6-04	EXPENDITURE ITEM	6/30/2021 ACTUAL	12/31/2021 ACTUAL	12/31/2021 BUDGET	6/30/2022 ACTUAL	2022 ESTIMATE	12/31/2022 BUDGET	2023 PROPOSAL	2023 Recommended	2023 BUDGET
PERSONNEL SERVICES										
61110	Permanent Salaries	219,373	428,955	445,118	237,359	469,780	569,091	607,802		
	Temporary Salaries							15,500		
	Overtime Salaries									
61532	Unemployment (1% Total)	7,080	7,080	4,399	0	0	5,691	6,233		
61533	Workmen's Compensation	8,146	8,146	8,000	9,891	9,891	8,000	12,000		
61511	Health Insurance	28,585	56,694	68,982	25,849	54,589	87,098	103,222		
61512	Life Insurance	193	378	471	120	267	471	600		
61520&61530	FICA (7.65% Total)	16,267	31,983	34,052	17,940	17,940	43,534	47,683		
61521	Retirement (4.0% Eligible)	8,709	17,077	17,805	8,492	16,613	22,764	24,932		
PERSONNEL SERVICES TOTAL		**288,353**	**550,313**	**578,827**	**299,651**	**569,080**	**736,649**	**817,971**	**0**	**0**
OPERATING EXPENSES										
60000	EBT - County Portion CW Daycare	584	626	4,000	(813)	-3,200	1,550	2,589		
60000	EBT - Out of Home Placement	147,074	355,913	265,000	200,220	433,140	303,000	409,050		
61898	RMS	228,919	467,203	409,299	283,107	530,526	467,174	540,000		
61910	Contract - Hotline & CHAFEE	12,317	23,852	16,830	12,950	25,688	31,070	31,070		
62240	Auto Supplies	23	23	0	0	151	30	50		
62255	Building Rent	6,205	11,523	10,637	5,318	10,637	10,637	10,637		
62510	Travel,Mileage,Meals,Lodging	4,265	8,819	12,250	4,571	15,769	12,250	15,000		
62610	Ads & Publicity	801	1,779	850	638	890	1,000	1,300		
62630	Telephone	1,009	2,897	1,400	2,621	3,893	3,860	5,500		
62661	Ins - Liability & Bonding	10,227	10,227	7,600	12,553	12,553	5,300	13,500		
62680	Xerox	(181)	(259)	0	(23)	-35	(343)	(300)		
62690	Legal Fees	(5)	(5)	0	933	2,373	100	2,900		
62820	Professional Svcs,Non-Contract	3,897	8,601	7,550	3,195	8,340	8,009	8,009		
63120	Book/Subscriptions	0	0	225	(130)	-130	0	0		
63121	Office Supplies	481	516	4,200	1,463	1,550	2,000	3,500		
63123	Postage	204	253	800	62	316	250	350		
63300	Services of Process	1,927	2,643	1,500	653	936	2,500	2,500		
64140	Dues/Memberships	0	0	0	125	125	0	300		
64176	Vital Statistics	684	1,026	1,650	114	456	1,000	300		
64178	Fingerprinting	1,148	3,139	2,000	1,765	5,662	2,800	1,000		
64220	Registration Fees	0	200	0	325	325	100	4,500		
65791	County Portion - TRCCF	12,230	12,230	0	0	0	27,213	0		
65791	Case Services	3,791	9,275	8,100	1,390	2,019	20,845	22,344		
65793	EBT - County Portion Sub-Adopt	14,035	25,467	45,000	12,960	60,294	45,000	30,000		
65793	EBT- Relative Guardian	8,185	19,345	5,000	13,159	-7,591	17,000	27,000		
66006	EFT Fee Reim From Povider	0	0	0	0	0	0	0		
TOTAL OPERATING EXPENSE		**457,821**	**965,292**	**803,891**	**557,154**	**1,104,686**	**962,345**	**1,131,099**	**0**	**0**
CAPITAL OUTLAY										
	CAPITAL OUTLAY	**0**	**0**	**0**	**0**	**0**	**0**	**0**	**0**	**0**
TOTAL BUDGET EXPENSE		**746,174**	**1,515,604**	**1,382,718**	**856,805**	**1,673,766**	**1,698,994**	**1,949,070**	**0**	**0**

PARENTAL FEES 6-16	EXPENDITURE ITEM	6/30/2021 ACTUAL	12/31/2021 ACTUAL	12/31/2021 BUDGET	6/30/2022 ACTUAL	2022 ESTIMATE	12/31/2022 BUDGET	2023 PROPOSAL	2023 Recommended	2023 BUDGET
PERSONNEL SERVICES										
61110	Permanent Salaries									
	Temporary Salaries									
	Overtime Salaries									
61532	Unemployment (1% Total)									
61533	Workmen's Compensation									
61511	Health Insurance									
61512	Life Insurance									
61520&61530	FICA (7.65% Total)									
61521	Retirement (4.0% Eligible)									
PERSONNEL SERVICES TOTAL		**0**	**0**	**0**	**0**	**0**	**0**	**0**	**0**	**0**
OPERATING EXPENSES										
9080-1590	Parental Fees	13,769	35,100	45,000	29,325	43,886	45,000	45,000		
TOTAL OPERATING EXPENSE		**13,769**	**35,100**	**45,000**	**29,325**	**43,886**	**45,000**	**45,000**	**0**	**0**
CAPITAL OUTLAY										
	CAPITAL OUTLAY	**0**	**0**	**0**	**0**	**0**	**0**	**0**	**0**	**0**
TOTAL BUDGET EXPENSE		**13,769**	**35,100**	**45,000**	**29,325**	**43,886**	**45,000**	**45,000**	**0**	**0**

TANF 6-02	EXPENDITURE ITEM	6/30/2021 ACTUAL	12/31/2021 ACTUAL	12/31/2021 BUDGET	6/30/2022 ACTUAL	2022 ESTIMATE	12/31/2022 BUDGET	2023 PROPOSAL	2023 Recommended	2023 BUDGET
PERSONNEL SERVICES										
61110	Permanent Salaries	38,626	76,845	95,096	50,000	100,000	101,698	108,955		
	Temporary Salaries							0		
	Overtime Salaries							0		
61532	Unemployment (1% Total)	0	0	951	0	0	1,017	1,090		
61533	Workmen's Compensation	10	10	130	117	117	100	150		
61511	Health Insurance	8,206	14,875	16,412	8,374	16,747	16,739	17,218		
61512	Life Insurance	34	54	67	34	67	67	134		
61520&61530	FICA (7.65% Total)	2,850	5,685	7,275	3,775	7,550	7,781	8,335		
61521	Retirement (4.0% Eligible)	1,545	3,074	3,804	2,000	6,000	4,068	4,358		
PERSONNEL SERVICES TOTAL		**51,271**	**100,543**	**123,735**	**64,300**	**130,482**	**131,470**	**140,240**	**0**	**0**
OPERATING EXPENSES										
60000	EBT - County Portion of Benefits	(146,317)	(169,462)	(73,290)	(105,442)	(68,396)	(145,000)	(165,000)		
61898	RMS	62,062	127,074	137,495	86,928	155,039	120,558	155,000		
62255	Building Rent	3,288	6,106	5,636	2,818	5,636	5,636	5,700		
62510	Travel, Mileage, Meals, Lodging	0	0	1,500	0	0	1,500	3,000		
62610	Advertising	0	0	0	0	0	0	200		
62630	Telephone	1,400	2,601	2,440	1,200	2,400	2,500	2,500		
62661	Ins - Liability & Bonding	2,273	2,273	2,000	3,169	3,169	2,550	3,200		
63121	Office Supplies	0	0	1,200	120	120	1,200	1,500		
64198	Cost Allocation Adjustment	0	0	0	0	0	0	0		
64220	Registration Fees	0	0	0	0	0	0	800		
65791	TANF Counseling	878	878	40,000	0	0	25,000	0		
65791	TANF Cont Client Svcs	153,062	203,733	181,000	118,232	118,232	165,000	170,000		
65791	TANF Library	0	0	16,000	0	16,000	16,000	16,000		
65791	TANF Temporary Housing	0	0	5,000	5,000	5,000	5,000	8,000		
TOTAL OPERATING EXPENSE		**76,645**	**173,201**	**318,981**	**112,024**	**237,200**	**199,944**	**200,900**	**0**	**0**
CAPITAL OUTLAY										
	CAPITAL OUTLAY	**0**	**0**	**0**	**0**	**0**	**0**	**0**	**0**	**0**
TOTAL BUDGET EXPENSE		**127,915**	**273,745**	**442,716**	**176,324**	**367,682**	**331,414**	**341,140**	**0**	**0**

OLTC/SEP 6-13	EXPENDITURE ITEM	6/30/2021 ACTUAL	12/31/2021 ACTUAL	12/31/2021 BUDGET	6/30/2022 ACTUAL	2022 ESTIMATE	12/31/2022 BUDGET	2023 PROPOSAL	2023 Recommended	2023 BUDGET
PERSONNEL SERVICES										
61110	Permanent Salaries	180,397	328,165	458,262	162,614	367,738	418,683	457,890		
	Temporary Salaries				6,870	8,100		0		
	Overtime Salaries							0		
61532	Unemployment (1% Total)	0	1,629	4,583	0	0	4,187	4,579		
61533	Workmen's Compensation	6,976	6,976	0	5,984	5,984	8,000	7,000		
61511	Health Insurance	32,911	56,232	82,888	25,472	54,377	73,050	83,421		
61512	Life Insurance	217	391	0	173	425	543	543		
61520&61530	FICA (7.65% Total)	12,963	23,661	35,057	11,911	27,020	32,031	35,029		
61521	Retirement (4.0% Eligible)	7,181	12,929	18,330	5,489	12,517	16,747	18,316		
PERSONNEL SERVICES TOTAL		**240,644**	**429,983**	**599,120**	**218,514**	**476,160**	**553,241**	**606,777**	**0**	**0**
OPERATING EXPENSES										
61910	Contract	27,869	27,869	122,000	0	0	0	0		
62230	Equip Maint / Repair	0	0	1,000	97	97	1,400	1,000		
62240	Auto Supplies	81	117	1,400	99	99	500	300		
62255	Building Rent	8,692	17,384	17,384	8,692	17,384	17,384	17,384		
62510	Travel, Mileage, Meals & Lodging	307	427	7,200	125	125	7,200	15,000		
62610	Advertising	79	1,232	500	601	601	500	1,000		
62630	Telephone	8,750	16,915	17,700	8,232	16,180	18,000	17,500		
62661	Ins - Liab & Bonding	10,205	10,205	11,400	8,771	8,771	11,400	11,400		
62680	Xerox	0	0	0	0	0	0	0		
62820	Admin Services	0	0	0	0	0	0	0		
63121	Office Supplies	1,555	2,157	10,000	819	2,870	5,000	5,000		
63123	Postage	910	1,978	1,200	984	984	2,250	2,250		
64178	Fingerprinting	0	55	150	65	588	150	500		
64220	Registration Fees	0	0	250	0	0	250	0		
64320	Office Furniture	0	0	0	0	0	0	0		
64330	Motor Veh Equipment	0	0	0	0	0	0	0		
TOTAL OPERATING EXPENSE		**58,448**	**78,339**	**190,184**	**28,485**	**47,699**	**64,034**	**71,334**	**0**	**0**
CAPITAL OUTLAY										
	CAPITAL OUTLAY	**0**	**0**	**0**	**0**	**0**	**0**	**0**	**0**	**0**
TOTAL BUDGET EXPENSE		**299,092**	**508,323**	**789,304**	**246,999**	**523,859**	**617,275**	**678,111**	**0**	**0**

MISC	EXPENDITURE ITEM	6/30/2021 ACTUAL	12/31/2021 ACTUAL	12/31/2021 BUDGET	6/30/2022 ACTUAL	2022 ESTIMATE	12/31/2022 BUDGET	2023 PROPOSAL	2023 Recommended	2023 BUDGET
PERSONNEL SERVICES										
61110	Permanent Salaries									
	Temporary Salaries									
	Overtime Salaries									
61532	Unemployment (1% Total)									
61533	Workmen's Compensation									
61511	Health Insurance									
61512	Life Insurance									
61520&61530	FICA (7.65% Total)									
61521	Retirement (4.0% Eligible)									
PERSONNEL SERVICES TOTAL		**0**	**0**	**0**	**0**	**0**	**0**	**0**	**0**	**0**
OPERATING EXPENSES										
P200-4060	EBT - AND County Portion	7,564	16,141	25,000	8,820	19,216	25,000	25,000		
18-60000	General Assistance	1,737	3,432	25,000	3,344	10,803	25,000	25,000		
P350-4600	EBT - Home Care Allowance	368	649	720	212	393	650	650		
10-62610	LEAP	5,445	6,655	8,000	6,745	6,745	8,000	8,000		
17-60000	Medicaid Transportation	0	0	0	0	0	0	0		
P200-4075	RMS Old Age Pension	23,214	42,682	40,013	24,124	45,973	45,441	46,000		
60000	County TIF	301	315	0	744	817	500	900		
TOTAL OPERATING EXPENSE		**38,629**	**69,874**	**98,733**	**43,989**	**83,948**	**104,591**	**105,550**	**0**	**0**
CAPITAL OUTLAY										
	CAPITAL OUTLAY	**0**	**0**	**0**	**0**	**0**	**0**	**0**	**0**	**0**
TOTAL BUDGET EXPENSE		**38,629**	**69,874**	**98,733**	**43,989**	**83,948**	**104,591**	**105,550**	**0**	**0**

REVENUE OTHER THAN PROPERTY TAX	12/31/2021 ACTUAL	6/30/2022 6 Months	2022 Projected	12/31/2022 BUDGET	2023 BUDGET
Administration	55,936	0	0	0	0
ARPA State Grant	0	82,824	82,824	0	0
Cancer Screening	11,278	9,370	18,000	18,742	21,000
Capital Improvement	0	0	30,000	0	0
County Professional Services	0	0	5,000	5,000	5,000
County Share	138,624	69,312	138,624	138,624	138,624
Covid19 Planning Grant	37,058	0	0	0	0
CSBG	38,078	6,330	24,930	35,000	35,000
Disease Prevention & Control/IMM & TB	338,442	183,380	200,000	165,405	175,000
ELC Covid	159,871	33,129	245,000	188,283	0
ELC 2 Covid	56,658	31,714	242,757	389,340	141,953
Emergency Preparedness/ Ebola/Zika	63,939	87,438	180,000	124,800	208,308
Environmental Health	214,496	72,515	145,000	145,000	150,000
Family Planning	66,923	31,958	65,481	64,652	65,000
MCH/Handicapped Children & Well Child	33,304	16,482	33,425	32,964	32,964
OPHP CDC Workforce	0	0	0	0	141,473
Per Capita	90,539	41,828	138,450	83,657	193,243
Suicide Prevention	45,019	12,675	32,450	39,000	0
Tobacco Control	105,441	32,747	53,747	101,854	98,262
WIC	104,461	57,127	117,545	108,212	110,000
ABC Wellness	2,105	764	1,500	0	0
(1) Total Revenues Other than Property Tax	1,562,171	769,595	1,754,733	1,640,533	1,515,827
(2) Reserve Fund Balance - January 1	306,852	678,343	678,343	887,299	1,078,860
(3) Total Available Revenues	1,869,023	1,447,938	2,433,076	2,527,832	2,594,687

EXPENDITURES					
Administration	133,568	88,807	164,543	139,288	218,423
Cancer Screening/WWC	5,146	7,249	11,331	15,742	11,434
Capital Improvement	0		30,000		0
ARPA Funds	0	75,441	75,441	0	0
ABC Wellness	1,179	0	1,500	0	
County Professional Services	500	0	5,000	5,000	5,000
Covid 19 Planning Grant	43,923	0	0	0	0
CSBG	19,935	8,439	22,663	24,709	31,897
CSBG Covid 19	35,063	0	0	0	0
Disease Prevention & Control/IMM & TB	193,457	109,869	172,645	161,944	201,410
ELC Covid	121,029	54,774	203,157	179,052	0
ELC 2 Covid	43,826	26,718	130,185	331,745	120,291
Emergency Preparedness/ Ebola/Zika	109,791	81,308	135,491	93,240	190,593
Environmental Health	188,043	50,315	82,938	140,168	225,363
Family Planning	75,710	75,194	131,171	109,685	133,530
MCH/Handicapped Children & Well Child	8,421	16,472	19,183	35,067	33,689
OPHP CDC Workforce	0	0	0	0	122,096
Prenatal	309	0	0	0	0
Suicide Prevention	46,606	12,083	32,255	36,773	0
Tobacco Control	81,157	28,275	41,547	67,266	109,264
WIC	83,018	47,677	95,167	90,225	98,482
(4) Total Expenditures	1,190,680	682,620	1,354,216	1,429,904	1,501,472
(5) Reserve Fund Balance - December 31	678,343	765,318	1,078,860	1,097,928	1,093,215
(6) Total Required (4+5)	1,869,023	1,447,938	2,433,076	2,527,832	2,594,687
(7) Net to be Derived from Property Taxes (6-3)	0	0	0	0	0
(8) Provision for Uncollectibles	0	0	0	0	0
(9) Total Property Tax Required (Total of 7+8)	0	0	0	0	0
(10) Assessed Valuation	0	0	0	0	0
(11) Mill Levy (9-10)					

BUDGET - 2023
HEALTH DEPARTMENT FUND

Admin 000	EXPENDITURE ITEM	6/30/2021 YTD ACTUAL	12/31/2021 ACTUAL	12/31/2021 BUDGET	6/30/2022 YTD ACTUAL	2022 ESTIMATE	12/31/2022 BUDGET	2023 PROPOSAL	2023 RECOMMENDED	2023 BUDGET
PERSONNEL SERVICES										
61110	Permanent Salaries	36,544	84,213	128,585	62,654	111,399	105,323	151,937		
	Temporary Salaries									
	Overtime Salaries									
61532	Unemployment (1% Total)	0	0	1,285	0	0	836	1,519		
61533	Workmen's Compensation	169	169	500	171	171	134	175		
61511, 12	Health & Life Insurance	4,753	11,204	11,385	7,245	14,434	11,629	19,517		
61520,30	FICA (7.65% Total)	2,456	5,982	9,837	4,436	8,875	8,057	11,623		
61521	Retirement (4.0% Eligible)	1,337	3,245	5,143	2,392	4,792	4,213	6,077		
TOTAL PERSONNEL SERVICES		**45,258**	**104,812**	**156,735**	**76,898**	**139,671**	**130,192**	**190,850**	**0**	**0**
OPERATING EXPENSES										
61910	Contract Services	0	0	0	0	0	0	675		
62230	Equip. Maint / Repairs	0	0	15	0	0	15	15		
62240	Auto Supplies	7	7	20	0	0	20	20		
62255	Rent	4,638	9,144	9,276	3,304	6,608	8,881	6,608		
62510	Travel, Miles, Meals, Lodging	0	0	500	10	10	200	200		
62610	Ads, Publicity	175	210	400	190	190	350	200		
62630	Telephone	44	52	30	19	26	55	30		
62661	Ins - Liab & Bonding	0	134	134	0	0	0	0		
62680	Xerox	139	177	200	0	0	300	0		
63121	Office Supplies	514	892	1,000	739	739	500	500		
62690	Legal Fees	0	65	0	0	0	0	0		
63123	Postage	118	237	160	120	210	275	225		
63400	Records Destruction	0	0	0	20	20	0	0		
64140	Dues / Membership	0	3,793	4,000	0	4,000	4,000	4,000		
64171	Treasurers Fees	6,543	14,045	12,000	7,437	13,000	0	13,000		
64220	Registration Fees	0	0	30	70	70	0	100		
61910	County Accounting	0	0	7,000	0	0	11,000	20,000		
65791	ABC Wellness (Jolyne Young)	0	0	1,000	0	0	0	0		
61110	Health Accounting For County	36,544	0	0	0	0	(16,500)	(18,000)		
	TOTAL OPERATING EXP.	**48,721**	**28,755**	**35,765**	**11,908**	**24,872**	**9,096**	**27,573**	**0**	**0**
CAPITAL OUTLAY										
	TOTAL CAPITAL OUTLAY	**0**	**0**	**0**	**0**	**0**	**0**	**0**	**0**	**0**
TOTAL BUDGET EXPENSE		**93,979**	**133,567**	**192,500**	**88,807**	**164,543**	**139,288**	**218,423**	**0**	**0**

ARPA 175	EXPENDITURE ITEM	6/30/2021 YTD ACTUAL	12/31/2021 ACTUAL	12/31/2021 BUDGET	6/30/2022 YTD ACTUAL	2022 ESTIMATE	12/31/2022 BUDGET	2023 PROPOSAL	2023 RECOMMENDED	2023 BUDGET
PERSONNEL SERVICES										
61110	Permanent Salaries	0	0	0	58,544	58,544	0			
	Temporary Salaries					0				
	Overtime Salaries					0				
61532	Unemployment (1% Total)	0	0	0	0	0	0			
61533	Workmen's Compensation	0	0	0	0	0	0			
61511, 12	Health & Life Insurance	0	0	0	5,069	5,069	0			
61520,30	FICA (7.65% Total)	0	0	0	4,429	4,429	0			
61521	Retirement (4.0% Eligible)	0	0	0	2,330	2,330	0			
TOTAL PERSONNEL SERVICES		**0**	**0**	**0**	**70,372**	**70,372**	**0**	**0**	**0**	**0**
OPERATING EXPENSES										
61910	Contract Services	0	0	0	802	802	0			
62510	Travel, Miles, Meals, Lodging	0	0	0	165	165	0			
63121	Office Supplies	0	0	0	2,611	2,611	0			
64220	Registration Fees	0	0	0	1,490	1,490	0			
						Grant Closes 2022				
	TOTAL OPERATING EXP.	**0**	**0**	**0**	**5,068**	**5,068**	**0**	**0**	**0**	**0**
CAPITAL OUTLAY										
	TOTAL CAPITAL OUTLAY	**0**	**0**	**0**	**0**	**0**	**0**	**0**	**0**	**0**
TOTAL BUDGET EXPENSE		**0**	**0**	**0**	**75,441**	**75,441**	**0**	**0**	**0**	**0**

CPED 101	EXPENDITURE ITEM	6/30/2021 YTD ACTUAL	12/31/2021 ACTUAL	12/31/2021 BUDGET	6/30/2022 YTD ACTUAL	2022 ESTIMATE	12/31/2022 BUDGET	2023 PROPOSAL	2023 RECOMMENDED	2023 BUDGET
PERSONNEL SERVICES										
61110	Permanent Salaries	767	1,742	8,794	2,840	4,442	8,730	4,651		
	Temporary Salaries									
	Overtime Salaries									
61532	Unemployment (1% Total)	0	0	88	0	0	87	47		
61533	Workmen's Compensation	16	16	60	10	10	50	10		
61511,12	Health & Life Insurance	82	190	998	299	561	997	471		
61520,30	FICA (7.65% Total)	52	118	672	196	367	668	356		
61521	Retirement (4.0% Eligible)	31	70	352	113	177	349	186		
TOTAL PERSONNEL SERVICES		**947**	**2,136**	**10,964**	**3,458**	**5,557**	**10,881**	**5,721**	**0**	**0**
OPERATING EXPENSES										
62255	Rent	382	738	764	357	713	686	713		
62510	Travel,Mileage,Meals,Lodging	0	0	100	0	0	100	0		
63121	Office Supplies	0	0	185	0	0	0	0		
65790	Medical Services Contract	1,151	2,272	4,500	3,434	5,061	4,000	5,000		
65791	Medical Supplies	0	0	50	0	0	75	0		
	TOTAL OPERATING EXP.	**1,533**	**3,010**	**5,599**	**3,791**	**5,774**	**4,861**	**5,713**	**0**	**0**
CAPITAL OUTLAY										
	TOTAL CAPITAL OUTLAY	**0**	**0**	**0**	**0**	**0**	**0**	**0**	**0**	**0**
TOTAL BUDGET EXPENSE		**2,480**	**5,146**	**16,563**	**7,249**	**11,331**	**15,742**	**11,434**	**0**	**0**

CVD-PON 680	EXPENDITURE ITEM	6/30/2021 YTD ACTUAL	12/31/2021 ACTUAL	12/31/2021 BUDGET	6/30/2022 YTD ACTUAL	2022 ESTIMATE	12/31/2022 BUDGET	2023 PROPOSAL	2023 RECOMMENDED	2023 BUDGET
PERSONNEL SERVICES										
61110	Permanent Salaries	2,553	4,142	0	0	0	0			
	Temporary Salaries									
	Overtime Salaries									
61532	Unemployment (1% Total)	0	0	0	0	0	0			
61533	Workmen's Compensation	0	0	0	0	0	0			
61511, 12	Health & Life Insurance	318	592	0	0	0	0			
61520,30	FICA (7.65% Total)	171	267	0	0	0	0			
61521		102	165	0	0	0	0			
TOTAL PERSONNEL SERVICES		**3,143**	**5,166**	**0**	**0**	**0**	**0**	**0**	**0**	**0**
OPERATING EXPENSES										
62510	Travel, Mileage, Meals & Lodgin	0	0	0	0	0	0			
62610	Advertising	0	0	0	0	0	0			
63121	Office Supplies	0	20	0	0	0	0			
63123	Postage	0	0	0	0	0	0			
64220	Registration Fees	0	0	0	0	0	0			
61910	Contract Services	2,760	38,737	0	0	0	0			
							GRANT			
							CLOSED 2021			
	TOTAL OPERATING EXP.	**2,760**	**38,757**	**0**	**0**	**0**	**0**	**0**	**0**	**0**
CAPITAL OUTLAY										
	TOTAL CAPITAL OUTLAY	**0**	**0**	**0**	**0**	**0**	**0**	**0**	**0**	**0**
TOTAL BUDGET EXPENSE		**5,903**	**43,923**	**0**	**0**	**0**	**0**	**0**	**0**	**0**

CSBG 102	EXPENDITURE ITEM	6/30/2021 YTD ACTUAL	12/31/2021 ACTUAL	12/31/2021 BUDGET	6/30/2022 YTD ACTUAL	2022 ESTIMATE	12/31/2022 BUDGET	2023 PROPOSAL	2023 RECOMMENDED	2023 BUDGET
PERSONNEL SERVICES										
61110	Permanent Salaries	7,481	15,350	26,452	6,537	16,868	18,628	23,146		
	Temporary Salaries									
	Overtime Salaries									
61532	Unemployment (1% Total)	0	0	0	0	0	186	231		
61533	Workmen's Compensation	306	306	0	0	0	106	100		
61511, 12	Health & Life Insurance	971	2,017	3,638	755	1,702	1,288	2,723		
61520,30	FICA (7.65% Total)	500	1,025	2,024	448	961	1,425	1,771		
61521	Retirement	299	613	1,058	261	674	0	926		
TOTAL PERSONNEL SERVICES		**9,557**	**19,311**	**33,172**	**8,001**	**20,205**	**21,633**	**28,897**	**0**	**0**
OPERATING EXPENSES										
62510	Travel, Mileage, Meals & Lodgin	0	0	0	0	0	0	0		
62610	Advertising	0	0	0	0	0	0	0		
63121	Office Supplies	0	624	75	0	0	75	0		
63123	Postage	0	0	0	0	0	0	0		
64220	Registration Fees	0	0	0	0	0	0	0		
65793	Pharmaceuticals	0	0	1,000	438	2,458	3,000	3,000		
61910	Contract Services	0	0	0	0	0	0	0		
	TOTAL OPERATING EXP.	**0**	**624**	**1,075**	**438**	**2,458**	**3,075**	**3,000**	**0**	**0**
CAPITAL OUTLAY										
	TOTAL CAPITAL OUTLAY	**0**	**0**	**0**	**0**	**0**	**0**	**0**	**0**	**0**
TOTAL BUDGET EXPENSE		**9,557**	**19,935**	**34,247**	**8,439**	**22,663**	**24,708**	**31,897**	**0**	**0**

CSBG COVID 103	EXPENDITURE ITEM	6/30/2021 YTD ACTUAL	12/31/2021 ACTUAL	12/31/2021 BUDGET	6/30/2022 YTD ACTUAL	2022 ESTIMATE	12/31/2022 BUDGET	2023 PROPOSAL	2023 RECOMMENDED	2023 BUDGET
PERSONNEL SERVICES										
61110	Permanent Salaries	28,636	28,636	37,213	0	0	0			
	Temporary Salaries									
	Overtime Salaries									
61532	Unemployment (1% Total)	0	0	0	0	0	0			
61533	Workmen's Compensation	0	0	0	0	0	0			
61511,12	Health & Life Insurance	3,345	3,345	4,817	0	0	0			
61520,30	FICA (7.65% Total)	1,929	1,929	2,847	0	0	0			
61521		1,143	1,143	1,489	0	0	0			
TOTAL PERSONNEL SERVICES		**35,054**	**35,054**	**46,366**	**0**	**0**	**0**	**0**	**0**	**0**
OPERATING EXPENSES										
62510	Travel, Mileage, Meals & Lodgin	0	0	0	0	0	0			
62610	Advertising	0	0	0	0	0	0			
63121	Office Supplies	0	0	0	0	0	0			
63123	Postage	0	0	0	0	0	0			
64220	Registration Fees	0	0	0	0	0	0			
65793	Pharmaceuticals	10	10	4,000	0	0	0			
							GRANT			
							CLOSED 2021			
	TOTAL OPERATING EXP.	**10**	**10**	**4,000**	**0**	**0**	**0**	**0**	**0**	**0**
CAPITAL OUTLAY										
	TOTAL CAPITAL OUTLAY	**0**	**0**	**0**	**0**	**0**	**0**	**0**	**0**	**0**
TOTAL BUDGET EXPENSE		**35,063**	**35,063**	**50,366**	**0**	**0**	**0**	**0**	**0**	**0**

CLINIC 100	EXPENDITURE ITEM	6/30/2021 YTD ACTUAL	12/31/2021 ACTUAL	12/31/2021 BUDGET	6/30/2022 YTD ACTUAL	2022 ESTIMATE	12/31/2022 BUDGET	2023 PROPOSAL	2023 RECOMMENDED	2023 BUDGET
PERSONNEL SERVICES										
61110	Permanent Salaries	48,788	106,112	59,371	50,073	93,046	91,989	70,529		
	Temporary Salaries									
	Overtime Salaries									
61532	Unemployment (1% Total)	0	0	594	0	0	920	705		
61533	Workmen's Compensation	180	180	300	318	318	300	330		
61511, 12	Health & Life Insurance	4,100	8,214	8,584	4,290	8,830	13,662	8,167		
61520,30	FICA (7.65% Total)	3,459	7,794	4,542	3,927	7,646	7,037	5,395		
61521	Retirement (4.0% Eligible)	1,455	3,293	2,375	1,660	3,378	3,680	70,529		
TOTAL PERSONNEL SERVICES		**57,982**	**125,593**	**75,766**	**60,268**	**113,217**	**117,588**	**155,655**	**0**	**0**
OPERATING EXPENSES										
61910	Contract	7,657	9,462	1,100	18,897	22,849	10,000	10,000		
62240	Auto Supplies	24	24	40	0	0	40	40		
62255	Rent	1,176	2,973	2,351	2,193	4,385	4,217	4,385		
62510	Travel, Miles, Meals, Lodging	928	1,062	500	140	969	1,000	1,000		
62610	Ads, Publicity	0	0	200	0	0	0	0		
62630	Telephone	27	44	90	20	55	75	65		
62661	Liability Insurance	0	95	0	0	0	0	0		
62680	Xerox	115	794	245	713	1,700	300	1,500		
62690	Medication Services	0	55	0	0	0	0	0		
63120	Books & Subscriptions	0	0	0	60	200	0	0		
63121	Office Supplies	855	3,107	800	4,002	4,002	1,000	1,000		
63123	Postage	1	39	75	23	23	100	40		
64220	Registration Fees	100	100	0	0	100	100	100		
65790	Medical Services	886	1,292	200	0	1,592	1,500	1,600		
65791	Medical Supplies	49	2,333	1,000	368	368	1,000	1,000		
65792	Educational Supplies	0	0	25	0	0	25	25		
65793	Pharmaceuticals	19,257	46,486	25,000	23,184	23,184	25,000	25,000		
	TOTAL OPERATING EXP.	**31,073**	**67,864**	**31,626**	**49,601**	**59,428**	**44,357**	**45,755**	**0**	**0**
CAPITAL OUTLAY										
	TOTAL CAPITAL OUTLAY	**0**	**0**	**0**	**0**	**0**	**0**	**0**	**0**	**0**
TOTAL BUDGET EXPENSE		**89,055**	**193,457**	**107,392**	**109,869**	**172,645**	**161,945**	**201,410**	**0**	**0**

ELC 1 150	EXPENDITURE ITEM	6/30/2021 YTD ACTUAL	12/31/2021 ACTUAL	12/31/2021 BUDGET	6/30/2022 YTD ACTUAL	2022 ESTIMATE	12/31/2022 BUDGET	2023 PROPOSAL	2023 RECOMMENDED	2023 BUDGET
PERSONNEL SERVICES										
61110	Permanent Salaries	36,276	91,487	119,374	29,355	132,793	138,544	0		
	Temporary Salaries									
	Overtime Salaries									
61532	Unemployment (1% Total)	0	3,738	0	0	0	0	0		
61533	Workmen's Compensation	0	0	0	317	317	0	0		
61511, 12	Health & Life Insurance	3,749	8,851	19,955	3,439	8,513	16,540	0		
61520,30	FICA (7.65% Total)	2,591	6,593	9,132	2,154	5,932	10,599	0		
61521	Retirement (4.0% Eligible)	1,420	3,624	4,775	1,136	4,785	5,542	0		
TOTAL PERSONNEL SERVICES		**44,036**	**114,293**	**153,236**	**36,403**	**152,339**	**171,225**	**0**	**0**	**0**
OPERATING EXPENSES										
61910	Contract Services	166	4,599	0	6,088	31,511	0	0		
62510	Travel, Mileage, Meals & Lodgin	0	173	0	38	350	0	0		
62610	Advertising	0	0	0	9,326	15,480	0	0		
62630	Telephone	161	261	0	7	7	0	0		
62680	Copier	0	61	0	113	341	0	0		
63121	Office Supplies	638	1,641	8,828	2,552	2,882	7,828	0		
63123	Postage	0	0	0	0	0	0	0		
64220	Registration Fees	0	0	0	44	44	0	0		
65791	Medical Supplies	0	0	0	204	204		0		
65793	Pharmaceuticals	0	0	0	0	0	0	0		
								GRANT CLOSES 2022		
	TOTAL OPERATING EXP.	**965**	**6,735**	**8,828**	**18,371**	**50,818**	**7,828**	**0**	**0**	**0**
CAPITAL OUTLAY										
	TOTAL CAPITAL OUTLAY	**0**	**0**	**0**	**0**	**0**	**0**	**0**	**0**	**0**
TOTAL BUDGET EXPENSE		**45,002**	**121,029**	**162,064**	**54,774**	**203,157**	**179,053**	**0**	**0**	**0**

ELC 2 155	EXPENDITURE ITEM	6/30/2021 YTD ACTUAL	12/31/2021 ACTUAL	12/31/2021 BUDGET	6/30/2022 YTD ACTUAL	2022 ESTIMATE	12/31/2022 BUDGET	2023 PROPOSAL	2023 RECOMMENDED	2023 BUDGET
PERSONNEL SERVICES										
61110	Permanent Salaries	0	36,418	0	22,060	99,190	248,436	91,211		
	Temporary Salaries									
	Overtime Salaries									
61532	Unemployment (1% Total)	0	0	0	0	0	2,465	912		
61533	Workmen's Compensation	0	0	0	227	227	394	230		
61511, 12	Health & Life Insurance	0	3,386	0	1,967	5,300	37,595	11,812		
61520,30	FICA (7.65% Total)	0	2,573	0	1,587	7,588	19,006	6,978		
61521	Retirement (4.0% Eligible)	0	1,449	0	878	3,968	9,937	3,648		
TOTAL PERSONNEL SERVICES		**0**	**43,826**	**0**	**26,718**	**116,273**	**317,833**	**114,791**	**0**	**0**
OPERATING EXPENSES										
61910	Contract	0	0	0	0	0	0	5,000		
62510	Travel, Mileage, Meals & Lodgin	0	0	0	0	0	0	2,500		
62610	Advertising	0	0	0	0	2,340	2,340	3,000		
62630	Telephone	0	0	0	0	3,582	3,582			
63121	Office Supplies	0	0	0	0	3,200	3,200			
63123	Postage	0	0	0	0	0	0			
64220	Registration Fees	0	0	0	0	0	0			
65793	Pharmaceuticals	0	0	0	0	0	0			
	Medical Supplies					4,790	4,790			
	TOTAL OPERATING EXP.	**0**	**0**	**0**	**0**	**13,912**	**13,912**	**5,500**	**0**	**0**
CAPITAL OUTLAY										
	TOTAL CAPITAL OUTLAY	**0**	**0**	**0**	**0**	**0**	**0**	**0**	**0**	**0**
TOTAL BUDGET EXPENSE		**0**	**43,826**	**0**	**26,718**	**130,185**	**331,745**	**120,291**	**0**	**0**

EPR 650	EXPENDITURE ITEM	6/30/2021 YTD ACTUAL	12/31/2021 ACTUAL	12/31/2021 BUDGET	6/30/2022 YTD ACTUAL	2022 ESTIMATE	12/31/2022 BUDGET	2023 PROPOSAL	2023 RECOMMENDED	2023 BUDGET
PERSONNEL SERVICES										
61110	Permanent Salaries	49,066	62,258	19,548	25,899	53,399	63,933	121,340		
	Temporary Salaries									
	Overtime Salaries									
61532	Unemployment (1% Total)	0	0	195	0	0	639	1,213		
61533	Workmen's Compensation	0	0	0	0	0	1,023	1,000		
61511,12	Health & Life Insurance	5,984	7,610	2,879	3,631	7,430	9,262	15,051		
61520,30	FICA (7.65% Total)	3,526	4,494	1,495	1,963	3,960	4,891	9,283		
61521	Retirement (4.0% Eligible)	1,921	2,442	782	1,034	2,134	2,557	4,854		
TOTAL PERSONNEL SERVICES		**60,496**	**76,804**	**24,899**	**32,527**	**66,923**	**82,305**	**152,741**	**0**	**0**
OPERATING EXPENSES										
61910	Contract	25,148	26,135	0	12,262	30,037	5,000	10,485		
62240	Auto Supplies	24	24	40	0	0	25	0		
62255	Rent	1,164	2,397	2,328	1,218	2,436	2,537	4,419		
62510	Travel	158	158	145	3,255	3,568	200	15,278		
62610	Advert / Publicity	272	272	75	0	0	2,600	0		
62630	Telephone	136	298	0	1,469	1,505	120	2,400		
62680	Xerox	252	296	120	56	171	120	144		
63121	Office Supplies	622	670	125	3,353	3,682	303	2,126		
63123	Postage	21	36	15	3	3	30	0		
64140	Dues/Membership	0	0	0	0	0	0	0		
64220	Registration Fees	0	0	0	735	735	0	2,000		
65791	Medical Equipment	0	0	0	25,486	25,486	0	0		
67000	RMHP Covid Funds Expenses	0	0	1,250	0	0	0	0		
67500	Colo Hlth Foundation	1,133	2,701	0	944	944	0	1,000		
	Printing									
	Phone/Internet									
	Office Supplies									
	TOTAL OPERATING EXP.	**28,930**	**32,987**	**4,098**	**48,782**	**68,567**	**10,935**	**37,852**	**0**	**0**
CAPITAL OUTLAY										
	TOTAL CAPITAL OUTLAY	**0**	**0**	**0**	**0**	**0**	**0**	**0**	**0**	**0**
TOTAL BUDGET EXPENSE		**89,427**	**109,791**	**28,997**	**81,308**	**135,491**	**93,240**	**190,593**	**0**	**0**

EH 600	EXPENDITURE ITEM	6/30/2021 YTD ACTUAL	12/31/2021 ACTUAL	12/31/2021 BUDGET	6/30/2022 YTD ACTUAL	2022 ESTIMATE	12/31/2022 BUDGET	2023 PROPOSAL	2023 RECOMMENDED	2023 BUDGET
PERSONNEL SERVICES										
61110	Permanent Salaries	72,781	122,000	111,091	29,178	45,301	93,695	161,850		
	Temporary Salaries									
	Overtime Salaries									
61532	Unemployment (1% Total)	0	0	1,132	0	0	937	1,619		
61533	Workmen's Compensation	3,800	3,800	2,700	1,804	1,804	2,605	2,000		
61511,12	Health & Life Insurance	4,017	8,712	10,823	3,296	5,922	9,007	11,722		
61520,30	FICA (7.65% Total)	5,497	9,169	8,651	2,182	4,091	7,167	12,382		
61521	Retirement (4.0% Eligible)	2,859	4,811	4,524	1,119	1,760	3,748	6,474		
TOTAL PERSONNEL SERVICES		**88,954**	**148,492**	**138,921**	**37,578**	**58,879**	**117,159**	**196,046**	**0**	**0**
OPERATING EXPENSES										
61910	Contract Services	13,388	24,919	22,400	0	60	0	0		
62230	Equip Maint & Repairs	12	12	0	0	0	20	20		
62240	Auto Supplies	202	202	200	0	0	225	200		
62255	Rent	2,310	4,212	4,620	2,418	4,837	3,394	4,837		
62510	Travel, Mileage, Meals, Lodging	1,518	2,450	1,200	849	2,094	2,100	2,100		
62610	Ads & Publicity	193	396	1,000	37	37	200	50		
62630	Telephone	52	92	120	43	111	120	115		
62690	Legal Services	41	41	0	0	0	0	0		
62680	Xerox	272	272	275	50	164	275	175		
63120	Books/Suscription	0	0	0	120	120	0	120		
63121	Office Supplies	456	1,356	275	889	889	500	900		
63123	Postage	159	189	225	229	488	175	500		
63300	Service of Process	0	0	150	0	0	0	0		
64140	Dues	0	435	425	0	0	0	0		
64220	Registration	895	1,276	0	268	268	1,000	300		
65710	Radon Kits	0	0	0	0	0	0	5,000		
65790	Medical Service Contract	0	0	20	0	0	0	0		
65797	Licensure	2,060	3,700	15,000	7,833	14,991	15,000	15,000		
	TOTAL OPERATING EXP.	**21,558**	**39,551**	**45,910**	**12,737**	**24,060**	**23,009**	**29,317**	**0**	**0**
CAPITAL OUTLAY										
	TOTAL CAPITAL OUTLAY	**0**	**0**	**0**	**0**	**0**	**0**	**0**	**0**	**0**
TOTAL BUDGET EXPENSE		**110,511**	**188,043**	**184,831**	**50,315**	**82,938**	**140,168**	**225,363**	**0**	**0**

FP 200	EXPENDITURE ITEM	6/30/2021 YTD ACTUAL	12/31/2021 ACTUAL	12/31/2021 BUDGET	6/30/2022 YTD ACTUAL	2022 ESTIMATE	12/31/2022 BUDGET	2023 PROPOSAL	2023 RECOMMENDED	2023 BUDGET
PERSONNEL SERVICES										
61110	Permanent Salaries	20,847	46,807	45,878	53,397	91,320	66,755	89,989		
	Temporary Salaries									
	Overtime Salaries									
61532	Unemployment (1% Total)	0	0	459	0	0	722	900		
61533	Workmen's Compensation	170	170	0	347	347	411	350		
61511,12	Health & Life Insurance	2,824	6,754	5,424	6,264	12,320	14,210	12,979		
61520,30	FICA (7.65% Total)	1,391	3,125	3,510	2,859	5,602	0	6,884		
61521	Retirement (4.0% Eligible)	833	1,870	1,835	2,103	3,618	2,887	3,600		
TOTAL PERSONNEL SERVICES		**26,065**	**58,726**	**57,106**	**64,969**	**113,206**	**84,985**	**114,702**	**0**	**0**
OPERATING EXPENSES										
61910	Contract	147	216	450	990	1,428	400	1,000		
62230	Equip Maint & Repairs	0	0	20	0	0	0	20		
62240	Auto Supplies	7	7	25	0	0	25	25		
62255	Rent	4,867	9,408	9,734	4,552	9,103	8,755	9,103		
62510	Travel, Miles, Meals, Lodging	0	0	20	0	0	20	20		
62610	Ads & Publicity	121	274	175	121	233	200	250		
62630	Telephone	11	48	150	104	113	150	125		
62661	Liability Ins	1,257	1,257	1,100	1,257	1,257	1,300	1,300		
62680	Xerox	115	115	275	50	164	120	170		
63121	Office Supplies	340	825	800	381	381	500	500		
63123	Postage	7	25	65	18	64	30	65		
65790	Medical Services	1,239	1,846	2,500	1,149	1,900	2,500	2,000		
65791	Medical Supplies	526	1,235	750	265	1,604	700	1,750		
65793	Pharmaceuticals	1,046	1,729	10,000	1,339	1,718	10,000	2,500		
65797	License	0	0	200	0	0	0	0		
	TOTAL OPERATING EXP.	**9,683**	**16,984**	**26,264**	**10,224**	**17,964**	**24,700**	**18,828**	**0**	**0**
CAPITAL OUTLAY										
	TOTAL CAPITAL OUTLAY	**0**	**0**	**0**	**0**	**0**	**0**	**0**	**0**	**0**
TOTAL BUDGET EXPENSE		**35,748**	**75,710**	**83,370**	**75,194**	**131,171**	**109,685**	**133,530**	**0**	**0**

MCH 400	EXPENDITURE ITEM	6/30/2021 YTD ACTUAL	12/31/2021 ACTUAL	12/31/2021 BUDGET	6/30/2022 YTD ACTUAL	2022 ESTIMATE	12/31/2022 BUDGET	2023 PROPOSAL	2023 RECOMMENDED	2023 BUDGET
61110	Permanent Salaries	5,030	5,867	22,784	12,527	12,527	27,040	24,752		
	Temporary Salaries									
	Overtime Salaries									
61532	Unemployment (1% Total)	0	0	228	0	0	0	248		
61533	Workmen's Compensation	164	164	50	0	0	0	50		
61511,12	Health & Life Insurance	206	262	3,320	1,794	3,076	4,221	4,214		
61520,30	FICA (7.65% Total)	385	446	1,743	926	1,588	0	1,894		
61521	Retirement (4.0% Eligible)	201	235	911	501	501	2,069	990		
TOTAL PERSONNEL SERVICES		**5,986**	**6,974**	**29,036**	**15,748**	**17,692**	**33,330**	**32,147**	**0**	**0**
OPERATING EXPENSES										
62240	Auto Supplies	7	7	25	0	0	10	10		
62255	Rent	647	1,281	1,293	654	1,307	1,257	1,307		
62510	Travel, Miles, Meals, Lodging	0	0	20	0	0	20	20		
62610	Ads	0	0	0	27	27	0	0		
62630	Telephone	25	25	170	0	0	25	25		
62680	Xerox	119	119	220	23	138	120	145		
63121	Office Supplies	15	15	50	20	20	25	25		
63123	Postage	1	1	15	0	0	10	10		
64220	Registration Fees	0	0	100	0	0	0	0		
	TOTAL OPERATING EXP.	**813**	**1,448**	**1,893**	**724**	**1,492**	**1,467**	**1,542**	**0**	**0**
CAPITAL OUTLAY										
	TOTAL CAPITAL OUTLAY	**0**	**0**	**0**	**0**	**0**	**0**	**0**	**0**	**0**
TOTAL BUDGET EXPENSE		**6,799**	**8,421**	**30,929**	**16,472**	**19,183**	**34,797**	**33,689**	**0**	**0**

MISC	EXPENDITURE ITEM	6/30/2021 YTD ACTUAL	12/31/2021 ACTUAL	12/31/2021 BUDGET	6/30/2022 YTD ACTUAL	2022 ESTIMATE	12/31/2022 BUDGET	2023 PROPOSAL	2023 RECOMMENDED	2023 BUDGET
PERSONNEL SERVICES										
61110	Permanent Salaries									
	Temporary Salaries									
	Overtime Salaries									
61532	Unemployment (1% Total)									
61533	Workmen's Compensation									
61511,12	Health & Life Insurance									
61520,30	FICA (7.65% Total)									
61521	Retirement (4.0% Eligible)									
TOTAL PERSONNEL SERVICES		**0**	**0**	**0**	**0**	**0**	**0**	**0**	**0**	**0**
OPERATING EXPENSES										
6-604-61910	County Professional Services	500	500	5,000	0	5,000	5,000	5,000		
	TOTAL OPERATING EXP.	**500**	**500**	**5,000**	**0**	**5,000**	**5,000**	**5,000**	**0**	**0**
CAPITAL OUTLAY										
	TOTAL CAPITAL OUTLAY	**0**	**0**	**0**	**0**	**0**	**0**	**0**	**0**	**0**
TOTAL BUDGET EXPENSE		**500**	**500**	**5,000**	**0**	**5,000**	**5,000**	**5,000**	**0**	**0**

OP WORK FORCE 180	EXPENDITURE ITEM	6/30/2021 YTD ACTUAL	12/31/2021 ACTUAL	12/31/2021 BUDGET	6/30/2022 YTD ACTUAL	2022 ESTIMATE	12/31/2022 BUDGET	2023 PROPOSAL	2023 RECOMMENDED	2023 BUDGET
61110	Permanent Salaries	0	0	0	0	0	0	83,763		
	Temporary Salaries									
	Overtime Salaries									
61532	Unemployment (1% Total)	0	0	0	0		0	838		
61533	Workmen's Compensation	0	0	0	0		0	250		
61511,12	Health & Life Insurance	0	0	0	0		0	8,441		
61520,30	FICA (7.65% Total)	0	0	0	0		0	6,408		
61521	Retirement (4.0% Eligible)	0	0	0	0		0	3,351		
TOTAL PERSONNEL SERVICES		**0**	**0**	**0**	**0**	**0**	**0**	**103,050**	**0**	**0**
OPERATING EXPENSES										
61910	Training	0	0	0	0		0	13,068		
62510	Travel, Miles, Meals, Lodging	0	0	0	0		0	5,978		
	TOTAL OPERATING EXP.	**0**	**0**	**0**	**0**	**0**	**0**	**19,046**	**0**	**0**
CAPITAL OUTLAY										
	TOTAL CAPITAL OUTLAY	**0**	**0**	**0**	**0**	**0**	**0**	**0**	**0**	**0**
TOTAL BUDGET EXPENSE		**0**	**0**	**0**	**0**	**0**	**0**	**122,096**	**0**	**0**

Prenatal 500	EXPENDITURE ITEM	6/30/2021 YTD ACTUAL	12/31/2021 ACTUAL	12/31/2021 BUDGET	6/30/2022 YTD ACTUAL	2022 ESTIMATE	12/31/2022 BUDGET	2023 PROPOSAL	2023 RECOMMENDED	2023 BUDGET
PERSONNEL SERVICES										
61110	Permanent Salaries	195	246	308	0	0	0			
	Temporary Salaries									
	Overtime Salaries									
61532	Unemployment (1% Total)	0	0	3	0	0	0			
61533	Workmen's Compensation	0	0	0	0	0	0			
61511,12	Health & Life Insurance	29	36	47	0	0	0			
61520,30	FICA (7.65% Total)	13	16	24	0	0	0			
61521	Retirement (4.0% Eligible)	8	10	12	0	0	0			
TOTAL PERSONNEL SERVICES		**244**	**309**	**394**	**0**	**0**	**0**	**0**	**0**	**0**
OPERATING EXPENSES										
62255	Rent	0	0	0	0	0	0			
65790	Medical Services	0	0	0	0	0	0			
65791	Medical Supplies	0	0	25	0	0	0			
							PROGRAM MERGED 2021 WITH FP			
	TOTAL OPERATING EXP.	**0**	**0**	**25**	**0**	**0**	**0**	**0**	**0**	**0**
CAPITAL OUTLAY										
	TOTAL CAPITAL OUTLAY	**0**	**0**	**0**	**0**	**0**	**0**	**0**	**0**	**0**
TOTAL BUDGET EXPENSE		**244**	**309**	**419**	**0**	**0**	**0**	**0**	**0**	**0**

Suicide Prevention 050	EXPENDITURE ITEM	6/30/2021 YTD ACTUAL	12/31/2021 ACTUAL	12/31/2021 BUDGET	6/30/2022 YTD ACTUAL	2022 ESTIMATE	12/31/2022 BUDGET	2023 PROPOSAL	2023 RECOMMENDED	2023 BUDGET
PERSONNEL SERVICES										
61110	Permanent Salaries	0	1,606	2,679	0	0	4,010			
	Temporary Salaries									
	Overtime Salaries									
61532	Unemployment (1% Total)	0	0	27	0	0	40			
61533	Workmen's Compensation	0	0	5	0	0	0			
61511,12	Health & Life Insurance	0	154	414	0	0	0			
61520,30	FICA (7.65% Total)	0	119	205	0	0	307			
61521	Retirement (4.0% Eligible)	0	64	107	0	0	160			
TOTAL PERSONNEL SERVICES		**0**	**1,942**	**3,437**	**0**	**0**	**4,517**	**0**	**0**	**0**
OPERATING EXPENSES										
61910	Contractor/Training	14,613	42,783	20,912	12,000	24,950	24,950			
62256	Meeting Room Rent	0	0	0	0	1,000	1,000			
62510	Travel, Mileage, Meals, Lodging	0	0	1,279	0	0	0			
62610	Advertising	0	0	5,130	0	2,805	2,805			
62630	Telephone	0	0	1,200	0	0	0			
62680	Xerox	0	0	170	0	0	0			
63121	Office Supplies	0	786	920	83	3,500	3,500			
64220	Registration Fees	0	1,095	0	0	0	0			
65791	Incentives	0	0	2,125	0	0	0	GRANT CLOSES 2022		
	TOTAL OPERATING EXP.	**14,613**	**44,664**	**31,736**	**12,083**	**32,255**	**32,255**	**0**	**0**	**0**
CAPITAL OUTLAY										
	TOTAL CAPITAL OUTLAY	**0**	**0**	**0**	**0**	**0**	**0**	**0**	**0**	**0**
TOTAL BUDGET EXPENSE		**14,613**	**46,606**	**35,173**	**12,083**	**32,255**	**36,773**	**0**	**0**	**0**

STEPP 900	EXPENDITURE ITEM	6/30/2021 YTD ACTUAL	12/31/2021 ACTUAL	12/31/2021 BUDGET	6/30/2022 YTD ACTUAL	2022 ESTIMATE	12/31/2022 BUDGET	2023 PROPOSAL	2023 RECOMMENDED	2023 BUDGET
PERSONNEL SERVICES										
61110	Permanent Salaries	19,196	27,926	56,097	3,822	3,822	44,002	74,880		
	Temporary Salaries									
	Overtime Salaries									
61532	Unemployment (1% Total)	0	0	561	0	0	440	749		
61533	Workmen's Compensation	10	10	75	0	0	0	75		
61511,12	Health & Life Insurance	3,700	5,439	8,841	0	0	5,909	12,661		
61520,30	FICA (7.65% Total)	762	1,267	4,291	0	0	3,366	5,728		
61521	Retirement (4.0% Eligible)	550	899	2,244	0	0	1,760	2,995		
TOTAL PERSONNEL SERVICES		**24,219**	**35,541**	**72,109**	**3,822**	**3,822**	**55,478**	**97,088**	**0**	**0**
OPERATING EXPENSES										
61910	Contract Services	14,364	38,427	0	22,386	34,616	0	0		
62230	Equip/Repair/Main	0	0	0	0	0	0	0		
62240	Auto Supplies	7	7	0	0	0	10	0		
62255	Rent	476	1,229	952	927	1,854	1,783	1,854		
62256	Meeting/Event Venues	0	0	400	0	0	474	420		
62510	Travel, Mileage, Meals, Lodging	0	404	5,320	0	0	4,240	3,032		
62610	Ads, Publicity	2,537	2,737	3,196	1,081	1,081	2,690	2,310		
62630	Telephone	25	44	480	3	3	480	960		
62680	Xerox	83	127	144	56	171	144	144		
63121	Office Supplies	2,043	2,248	1,210	0	0	1,080	1,562		
63123	Postage	53	53	50	0	0	60	52		
64220	Registration	0	339	500	0	0	402	400		
65792	Educational Supplies	0	0	0	0	0	425	1,442		
	TOTAL OPERATING EXP.	**19,589**	**45,616**	**12,252**	**24,453**	**37,725**	**11,788**	**12,176**	**0**	**0**
CAPITAL OUTLAY										
	TOTAL CAPITAL OUTLAY	**0**	**0**	**0**	**0**	**0**	**0**	**0**	**0**	**0**
TOTAL BUDGET EXPENSE		**43,807**	**81,157**	**84,361**	**28,275**	**41,547**	**67,266**	**109,264**	**0**	**0**

WIC 800	EXPENDITURE ITEM	6/30/2021 YTD ACTUAL	12/31/2021 ACTUAL	12/31/2021 BUDGET	6/30/2022 YTD ACTUAL	2022 ESTIMATE	12/31/2022 BUDGET	2023 PROPOSAL	2023 RECOMMENDED	2023 BUDGET
PERSONNEL SERVICES										
61110	Permanent Salaries	29,558	60,201	67,032	35,826	71,670	69,714	73,049		
	Temporary Salaries									
	Overtime Salaries									
61532	Unemployment (1% Total)	0	0	670	0	0	670			
61533	Workmen's Compensation	138	138	0	116	116	112	120		
61511,12	Health & Life Insurance	4,838	9,055	8,318	4,217	8,442	5,909	8,494		
61520,30	FICA (7.65% Total)	2,126	4,392	5,128	2,722	5,440	5,333	5,588		
61521	Retirement (4.0% Eligible)	1,045	1,984	2,681	1,033	2,009	279	2,922		
TOTAL PERSONNEL SERVICES		**37,704**	**75,769**	**83,829**	**43,913**	**87,677**	**82,017**	**90,173**	**0**	**0**
OPERATING EXPENSES										
62230	Equip Repair/Maint	0	0	100	85	85	0	85		
62240	Auto Supplies	7	7	40	0	0	0	20		
62255	Rent	3,445	6,825	6,889	3,482	6,964	6,698	6,964		
62510	Travel, Miles, Meals, Lodging	0	0	1,000	0	0	500	500		
62630	Telephone	41	88	120	73	127	140	135		
62680	Xerox	103	147	200	56	171	200	200		
63120	Subscription Renewal	0	0	0	28	28	0	30		
63121	Office Supplies	58	153	1,000	17	17	500	250		
63123	Postage	16	28	100	23	99	45	125		
64220	Registration Fees	0	0	400	0	0	0	0		
65791	Medical Supplies	0	0	1,000	0	0	100	0		
	TOTAL OPERATING EXP.	**3,669**	**7,248**	**10,849**	**3,764**	**7,490**	**8,183**	**8,309**	**0**	**0**
CAPITAL OUTLAY										
	TOTAL CAPITAL OUTLAY	**0**	**0**	**0**	**0**	**0**	**0**	**0**	**0**	**0**
TOTAL BUDGET EXPENSE		**41,374**	**83,018**	**94,678**	**47,677**	**95,167**	**90,200**	**98,482**	**0**	**0**

	12/31/2021	6/30/2022	2022	12/31/2022	2023
REVENUE OTHER THAN PROPERTY TAX	**ACTUAL**	**6 Months**	**Projected**	**BUDGET**	**BUDGET**
American Rescue Funds Federal Government	3,026,427	0	$3,026,427		
(1) Total Revenues Other than Property Tax	**$3,026,427**	**$0**	**$3,026,427**	**$0**	**$0**
(2) Reserve Fund Balance - January 1	**$0**	**$2,927,389**	**$2,927,389**	**$2,873,992**	**$5,832,055**
(3) Total Available Other than Property Tax (1+2)	**$3,026,427**	**$2,927,389**	**$5,953,815**	**$2,873,992**	**$5,832,055**
EXPENDITURES					
Public Health Detention Remodel	$ 99,038	$ 36,544		$ -	$ 2,874,062
Operating	$ -	$ 16,853	$ 121,760	$ 151,708	$ 86,931
	$ -	$ -			
(4) Total Expenditures	**$99,038**	**$53,397**	**$121,760**	**$151,708**	**$2,960,993**
(5) Reserve Fund Balance - December 31	**$2,927,389**	**$2,873,992**	**$5,832,055**	**$2,722,284**	**$2,871,062**
(6) Total Required (4+5)	**$3,026,427**	**$2,927,389**	**$5,953,815**	**$2,873,992**	**$5,832,055**
(7) Net to be Derived from Property Taxes (6-3)	**$0**	**$0**			**$0**
(8) Provision for Uncollectibles	**$0**	**$0**			**$0**
(9) Total Property Tax Required (Total of 7+8)	**$0**	**$0**			**$0**
(10) Assessed Valuation					
(11) Mill Levy (9-10)	**$0**	**$0**			**$0**

DELTA COUNTY BUDGET - 2023

NAME OF FUND: AMERICAN RESCUE ACT FUNDS (20)

CODE-20 400	EXPENDITURE ITEM	6/30/2021 ACTUAL	12/31/2021 ACTUAL	12/31/2021 BUDGET	6/30/2022 ACTUAL	2022 ESTIMATE	12/31/2022 BUDGET	2023 PROPOSAL	2023 Recommended	2023 BUDGET
PERSONNEL SERVICES										
5110	Permanent Salaries	-	-	-	8,982	42,665	70,000	70,060		
5120	Temporary Salaries									
5130	Overtime Salaries									
5141	Unemployment (1% Total)									
5142	Workmen's Compensation	-	-	-	-	-	112	100		
5143	Health/Life Insurance	-	-	-	1,407	5,627	8,441	8,609		
5144	FICA (7.65% Total)	-	-	-	679	3,233	5,355	5,360		
5145	Retirement (4.0% Eligible)	-	-	-	359	1,707	2,800	2,802		
PERSONNEL SERVICES		**-**	**-**	**-**	**11,427**	**53,231**	**86,708**	**86,931**	**-**	**-**
OPERATING EXPENSES										
5220	Operating Supplies	-	-	-	-	-	-	-		
5221	Computer Supplies	-	-	-	-	-	-	-		
5311	Postage	-	-	-	-	-	-	-		
5321	Printing	-	-	-	-	-	-	-		
5710	Treasurer Fees	-	-	-	-	60,529	65,000	-		
6755	Grant Work	-	-	-	5,425	8,000	-	-		
TOTAL OPERATING EXPENSE		0	0	0	5,425	68,529	65,000	0	0	0
CAPITAL OUTLAY										
5941	**TOTAL CAPITAL OUTLAY**	0	0	0	0	0	0	2,874,062	0	0
TOTAL BUDGET EXPENSE		**0**	**0**	**0**	**16,853**	**121,760**	**151,708**	**2,960,993**	**0**	**0**

REVENUE OTHER THAN PROPERTY TAX	12/31/2021 ACTUAL	6/30/2022 6 MONTHS	2022 PROJECTED	12/31/2022 BUDGET	2023 BUDGET
Booking Fees Inmate	$ 11,324	$ 4,309	$ 10,181	$ 12,000	$ 12,000
(1) Total Revenues Other than Property Tax	**$ 11,324**	**$ 4,309**	**$ 10,181**	**$ 12,000**	**$ 12,000**
(2) Reserve Fund Balance - January 1	**$ -**	**$ 8,331**	**$ 8,331**	**$ 8,530**	**$ 18,012**
(3) Total Available Other than Property Tax (1+2)	**$ 11,324**	**$ 12,639**	**$ 18,512**	**$ 20,530**	**$ 30,012**
EXPENDITURES					
Operating Supplies	$ 2,993	$ 26	$ 500	$ 5,000	$ 5,000
Training	$ -	$ -	$ -		$ -
Counseling	$ -	$ -	$ -		$ -
(4) Total Expenditures	**$ 2,993**	**$ 26**	**$ 500**	**$ 5,000**	**$ 5,000**
(5) Reserve Fund Balance - December 31	**$ 8,331**	**$ 12,614**	**$ 18,012**	**$ 15,530**	**$ 25,012**
(6) Total Required (4+5)	**$ 11,324**	**$ 12,639**	**$ 18,512**	**$ 20,530**	**$ 30,012**

DELTA COUNTY BUDGET - 2023

NAME OF FUND: BOOKING FEES (25)

booking fees.xls

Capital Improvement Fund 43 REVENUE OTHER THAN PROPERTY TAX	12/31/2021 ACTUAL	6/30/2022 Actual 6 Months	2022 ESTIMATE	12/31/2022 BUDGET	2023 BUDGET
Sales Tax	$ 3,532,725	$ 1,815,879	$ 3,798,302	$ 3,620,103	$ 3,600,000
Interest Earnings on Investments	$ 8,340	$ 6,110	$ 30,218	$ 5,000	$ 5,000
Miscellaneous	$ 1,020	$ 5,667	$ 5,667	$ -	
Transfer from Other Funds/LATCF Pilt Funds	$ -	$ -	$ -	$ -	$ 970,152
Other Financing Sources	$ -	$ -	$ -	$ -	
Sale of Assets	$ -	$ 302,558	$ 302,558	$ -	
(1) Total Revenues Other than Property Tax	**$ 3,542,085**	**$ 2,130,214**	**$ 4,136,745**	**$ 3,625,103**	**$ 4,575,152**
(2) Reserve Fund Balance - January 1	**$ 4,722,308**	**$ 5,011,488**	**$ 5,011,488**	**$ 5,071,580**	**$ 6,053,295**
(3) Total Available Other than Property Tax	**$ 8,264,393**	**$ 7,141,702**	**$ 9,148,232**	**$ 8,696,683**	**$ 10,628,447**
EXPENDITURES					
Transfer to General Fund	$ 508,572	$ 466,480	$ 466,480	$ 1,081,997	$ 944,847
Transfer to Grants Projects Fund	$ 150,000	$ 144,318	$ 292,315	$ -	$ 192,288
Transfer to Delta County Library District	$ -	$ -	$ -	$ 50,000	$ 50,000
Transfer to Economic Development					$ 50,000
Transfer to Fairgrounds Fund	$ -	$ -	$ -	$ 55,000	$ 219,000
Transfer to Health Dept			$ -	$ 30,000	$ -
Transfer to Landfill					$ -
Transfer to Human Services					$ 16,000
Transfer to Road & Bridge Fund	$ 977,663	$ 153,735	$ 587,947	$ 2,249,474	$ 1,070,000
District #1 Capital Outlay			$ 421,135		$ 100,000
District #2 Capital Outlay			$ -		$ 205,000
District #3 Capital Outlay			$ 188,785		$ 175,000
District #4 Capital Outlay			$ 40,000		$ 880,000
District #6 Capital Outlay			$ 111,647		$ 3,200
District #10 Capital Outlay			$ 2,159		
Security Door System					
Treasurer's Fees	$ 34,699	$ 18,217	$ 38,042	$ 36,251	$ 36,050
Miscellaneous- AD for RFP	$ 49	$ 6,496	$ 15,884		
Architectural Services-Courthouse Expansion	$ 136	$ 978	$ 978	$ -	$ -
Land Acquisition	$ 469,835	$ 14,066	$ 14,066	$ -	$ -
Property Acquisition/Improvements	$ 13,600	$ 173	$ 173	$ -	$ 800,000
Property Purchase for Courthouse Expansion	$ 5,740	$ -	$ -	$ -	$ -
Miners Trail	$ -	$ 329,280	$ 331,888		$ -
Security Door System	$ -	$ 63,100	$ 63,100	$ 50,000	$ -
Road ROW Acquisiton	$ -	$ 12,030	$ 41,430	$ -	$ -
Courthouse Campus Expansion	$ 442,509	$ -	$ 2,000	$ -	$ -
Courtroom Remodel	$ 612,002	$ -	$ -	$ -	$ -
Remodel Library- SO Admin	$ -	$ 108,924	$ 116,124		$ 1,600,000
Library Remodel 6th Street (old City Market)	$ 38,101	$ 39,378	$ 360,786	$ 1,500,000	$ 1,800,000
(4) Total Expenditures	**$ 3,252,906**	**$ 1,357,174**	**$ 3,094,938**	**$ 5,052,722**	**$ 8,141,385**
(5) Facility Reserve	**$ 415,000**	**$ 415,000**	**$ 415,000**	**$ 415,000**	**$ 415,000**
(6) Available Reserve Balance	**$ 4,596,488**	**$ 5,369,527**	**$ 5,638,295**	**$ 3,228,961**	**$ 2,072,062**
(7) Total Reserve Fund Balance (5+6)	**$ 5,011,488**	**$ 5,784,527**	**$ 6,053,295**	**$ 3,643,961**	**$ 2,487,062**
(8) Total Required (4+7)	**$ 8,264,393**	**$ 7,141,702**	**$ 9,148,232**	**$ 8,696,683**	**$ 10,628,447**
DELTA COUNTY BUDGET - 2023					
NAME OF FUND: CAPITAL IMPROVEMENT (43)					

Grants Fund 40	12/31/2021	6/30/2022	2022	12/31/2022	2023
REVENUE OTHER THAN PROPERTY TAX	**ACTUAL**	**6 Months**	**Projected**	**BUDGET**	**BUDGET**
Airport Grants/State Aviation	$ -	$ -		$ -	
CDBG Housing Pass thru	$ -	$ 6,959	$ 22,385	$ -	$ 70,156
Cell Tower Rent Capital Projects Paonia NF Airport	$ 150,877			$ -	
Colorado Foundation	$ -	$ -	$ -	$ -	$ 35,000
Courthouse Remodel 2022 Grant	$ 363,276	$ 119,514	$ 200,000	$ -	
DOLA Grant - for Planning Dept	$ -	$ -		$ 75,000	$ 75,000
DOLA Grants, Lobby	$ -	$ 64,839	$ 64,839	$ 62,149	
GOCO Inspire Implementation Grant	$ 224,602	$ -		$ 256,372	$ 200,000
Grant/FAA/Blake Field Improvements	$ -	$ -		$ -	
Hazard Mitigation					$ 97,093
Interest Earnings on Investments	$ 343	$ 75	$ 100	$ 1,100	
North Fork Miners Trail, Engineering	$ -	$ -	$ 12,500	$ -	$ -
Planning Housing Grant (25% Match)					$ 30,000
Transfer From Capital Improv (Grant Match)	$ 100,000	$ 144,318	$ 227,376	$ -	$ 192,288
Transfer From Other Funds	$ -	$ -	$ -	$ -	$ 20,000
Underfunded Courthouse Grant	$ 5,875	$ 26	$ 26	$ -	
North Fork Miners Trail Construction					$ 1,415,000
Redi Grant Pass Thru	$ -	$ 17,946		$ -	
Detention Center Grant					$ 500,000
(1) Total Revenues Other than Property Tax	**$ 844,973**	**$ 353,676**	**$ 527,226**	**$ 394,621**	**$ 2,634,537**
(2) Reserve Fund Balance - January 1	**$ 227,268**	**$ 210,433**	**$ 210,433**	**$ 65,868**	**$ (0)**
(3) Total Available Other than Property Tax (1+2)	**$ 1,072,241**	**$ 564,109**	**$ 737,659**	**$ 460,489**	**$ 2,634,537**
EXPENDITURES					
Blake Field Improvements:					
Blake Field FAA Project	$ 16,958	$ -		$ -	
CDBG Pass Thru	$ -	$ 6,959	$ 22,385	$ 62,149	$ 70,156
Courthouse Campus Expansion	$ (5,084)	$ -		$ -	
Courthouse Remodel 2021	$ 177,552	$ 2,472	$ 2,472	$ -	
DOLA Federal Land Grant	$ 1,425	$ 3,940		$ -	
DOLA Grant - for Planning Dept	$ -	$ -	$ 11,363	$ 75,000	$ 75,000
Election/Clerk Equipment	$ 19,000	$ 9,500	$ 9,500	$ -	
Fairground Playground					$ 35,000
GOCO Inspire Implementation Grant	$ 245,020	$ 207,180	$ 405,974	$ 256,372	$ 200,000
GOCO Inspire Innovation Grant	$ 3,000	$ -		$ -	
Grant Matches	$ 3,000	$ -		$ -	
Hazard Mitigation					$ 107,881
IQF Feasibility Project	$ 20,000	$ 30,000	$ 30,000	$ -	
Lobby Remodel - Dola	$ 378,428	$ 206,466	$ 211,705	$ -	
Miners Trail - Plan	$ -	$ 25,414	$ 31,760	$ -	
North Fork Miners Trail Construction					$ 1,556,500
North Fork-Miners Trail; EIAFA-0205	$ -	$ 11,093	$ 12,500	$ -	
Planning Housing Grant					$ 40,000
Planning: PH 1 & 2 Maser Plan	$ 2,510	$ -		$ -	
Redi Grant Pass Thru		$ 17,028			
Detention Center Grant					$ 500,000
(4) Total Expenditures	**$861,808**	**$520,052**	**$737,659**	**$393,521**	**$2,584,537**
(5) Reserve Fund Balance - December 31	**$210,433**	**$44,057**	**$0**	**$66,968**	**$50,000**
(6) Total Required (4+5)	**$1,072,241**	**$564,109**	**$737,659**	**$460,489**	**$2,634,537**
(7) Net to be Derived from Property Taxes (6-3)					
(8) Provision for Uncollectibles					
(9) Total Property Tax Required (Total of 7+8)					
(10) Assessed Valuation					
(11) Mill Levy (9-10)					

DELTA COUNTY BUDGET - 2023

NAME OF FUND: GRANT PROJECTS (40)

REVENUE OTHER THAN PROPERTY TAX	12/31/2021 ACTUAL	6/30/2022 Actual 6 months	2022 ESTIMATE	12/31/2022 BUDGET	2023 BUDGET
Transfer from PILT Fund	$ 10,000	$ 10,000	$ 10,000	$ 10,000	$ 10,000
Fire District Donations	$ 3,303	$ -	$ -	$ 3,303	$ -
Transfer from Other Funds					
SRS Title III Funds	$ 25,493	$ 31,375	$ 31,375	$ 26,000	$ 37,000
(1) Total Revenues Other than Property Tax	$ 38,796	$ 41,375	$ 41,375	$ 39,303	$ 47,000
(2) Reserve Fund Balance - January 1	$ 810,837	$ 814,278	$ 814,278	$ 378,990	$ 787,356
(3) Total Available Other than Property Tax (1+2)	$ 849,633	$ 855,653	$ 855,653	$ 418,293	$ 834,356
EXPENDITURES					
Secure Rural Schools Title III/reserve emergency fund	$ 26,813	$ -	$ 62,750	$ 25,493	$ 30,000
			$ -		
County Contribution to State Wildfire Fund	$ 5,452	$ 5,547	$ 5,547	$ 5,452	$ 5,500
Delta County Emergency Fire Fund	$ -		$ -		$ -
County Contribution to Delta County Fire Fund	$ 3,089	$ -	$ -	$ 3,303	$ 3,000
Transfer to General Fund-Wildfire Mitigation					
(1) NOTE: 2019 Emergency Reserve Fund to be determined after 2017 audit is completed in 2019					
(4) Total Expenditures	$ 35,355	$ 5,547	$ 68,297	$ 34,248	$ 38,500
(5) County Emergency Reserve Fund	$ 34,356	$ 34,356	$ 34,356	$ 34,356	$ 34,356
(6) Local Emergency Fire Fund	$ 101,303	$ 101,303	$ 101,303	$ 101,303	$ 101,303
(7) Secure Rural Schs/Title III Reserve/EmResponseFund	$ 48,818	$ 48,818	$ 48,818	$ 48,818	$ 48,818
(8) Emergency Reserve Fund (Tabor reserve)	$ 435,288	$ 435,288	$ 435,288	$ 435,288	$ 531,993
(9) Available Reserve Fund Balance - December 31	$ 194,513	$ 230,341	$ 167,591	$ (235,720)	$ 79,386
(10) Total Required (4+5+6)	$ 849,633	$ 855,653	$ 855,653	$ 418,293	$ 834,356
(11) Net to be Derived from Property Taxes	$ -		$ -	$ -	$ -
(12) Provision for Uncollectibles	$ -		$ -	$ -	$ -
(13) Total Property Tax Required (Total of 8+9)	$ -		$ -	$ -	$ -
(14) Assessed Valuation					
(15) Mill Levy (10-11)	$ -		$ -	$ -	$ -

DELTA COUNTY BUDGET - 2023

NAME OF FUND: CONTINGENCY (39)

conting.xls

REVENUE OTHER THAN PROPERTY TAX	12/31/2021 ACTUAL	6/30/2022 6 Months	2022 ESTIMATE	12/31/2022 BUDGET	2023 BUDGET
State Revenue	$ 142,025	$ 74,144	$ 140,883	$ 140,000	$ 140,000
Interest Earned	$ 776	$ 567	$ 1,900	$ 500	$ 500
Town of Hotchkiss-CTF Transfer	$ 2,500	$ -	$ 2,500	$ 2,500	$ 2,500
Transfer from other funds	$ -	$ -	$ 20,000	$ -	$ -
(1) Total Revenues Other than Property Tax	**$ 145,301**	**$ 74,711**	**$ 165,283**	**$ 143,000**	**$ 143,000**
(2) Reserve Fund Balance - January 1	**$ 462,367**	**$ 469,704**	**$ 469,704**	**$ 477,037**	**$ 440,754**
(3) Total Available Other than Property Tax (1	**$ 607,668**	**$ 544,415**	**$ 634,987**	**$ 620,037**	**$ 583,754**
EXPENDITURES					
Winter Recreation	$ 5,000	$ 5,000	$ 5,000	$ 5,000	$ 5,000
Transfer to Fairgrounds Maintenance	$ 45,000	$ 45,000	$ 45,000	$ 45,000	$ 45,000
Recreational Projects, District # 1	$ 26,081	$ 1,750	$ 70,000	$ 150,476	$ 80,000
Recreational Projects, District # 2	$ 3,515	$ 9,626	$ 40,000	$ 103,702	$ 130,000
Recreational Projects, District # 3	$ 58,368	$ 25,733	$ 25,733	$ 17,688	$ 20,000
Paonia Sports Complex	$ -	$ 8,500	$ 8,500	$ -	$ 8,500
(4) Total Expenditures	**$ 137,964**	**$ 95,608**	**$ 194,233**	**$ 321,866**	**$ 288,500**
(5) Fund Balance Reserved for Dist No 1				**$ 70,561**	**$ 92,250**
(6) Fund Balance Reserved for Dist No 2				**$ 95,592**	**$ 139,845**
(7) Fund Balance Reserved for Dist No 3				**$ 41,908**	**$ 22,809**
(8) Fund Balance Reserved for Other				**$ 50,000**	**$ 8,500**
(9) Reserve Fund Balance - December 31	**$ 469,704**	**$ 448,807**	**$ 440,754**	**$ 298,171**	**$ 295,254**
(10) Total Required (4+5+6+7+8)	**$ 607,668**	**$ 544,415**	**$ 634,987**	**$ 878,097**	**$ 847,158**
(11) Net to be Derived from Property Taxes (9	**$ -**		**$ -**		**$ -**
(12) Provision for Uncollectibles	**$ -**		**$ -**		**$ -**
(13) Total Property Tax Required (Total of 11-	**$ -**		**$ -**		**$ -**
(14) Assessed Valuation					
(15) Mill Levy (13-14)					

DELTA COUNTY BUDGET - 2023

NAME OF FUND: CONSERVATION TRUST (74) ***construs.xls***

REVENUE OTHER THAN PROPERTY TAX	12/31/2021 ACTUAL	6/30/2022 6 Months	2022 Projected	12/31/2022 BUDGET	2023 BUDGET
Surcharge Revenues	$ 430,536	$ 257,881	$ 504,624	$ 435,000	$ 475,000
Emergency Prep Network	$ 9,664	$ -	$ -	$ 15,000	$ 15,000
Interest Earned	$ 14,309	$ 1,035	$ 4,901	$ 7,000	$ 4,000
(1) Total Revenues Other than Property Tax	**$ 454,508**	**$ 258,916**	**$ 509,524**	**$ 457,000**	**$ 494,000**
(2) Total Unrestricted Fund Balance - January 1	**$ 434,432**	**$ 594,501**	**$ 594,501**	**$ 597,715**	**$ 862,954**
(3) Total Available Other than Property Tax (1+2)	**$ 888,941**	**$ 853,417**	**$ 1,104,025**	**$ 1,054,715**	**$ 1,356,954**
EXPENDITURES					
Permanent Salary	$ 6,288	$ 5,145	$ 8,376	$ 7,181	$ 6,722
Temp Clerical Salary/Databa	$ -	$ -	$ -	$ 27,791	$ 27,791
Workmen's Compensation	$ 7	$ 3,620	$ 3,620	$ 10	$ 10
Health/Life Insurance	$ 2	$ 279	$ 698	$ -	$ 861
FICA	$ 474	$ 391	$ 634	$ 2,675	$ 514
Retirement (4.0% Eligible)	$ 250	$ 206	$ 335	$ 287	$ 269
Operating Supplies	$ -	$ 100	$ 100	$ 3,500	$ 3,500
Telephone	$ -	$ -	$ -	$ -	$ -
Transfer to General Fund (Dispatch)	$ 204,227	$ 4,436	$ 4,436	$ 264,454	$ 304,093
Transfer to General Fund (Cost Plan OH Reimb)	$ 6,098	$ 115,491	$ 115,491	$ 4,436	$ 4,436
Miscellaneous Expense for Equipment, Service, etc.	$ -	$ -	$ 5,000	$ 2,625	$ 7,000
Capital Outlay	$ -	$ -	$ -	$ 250,000	$ 500,000
Annual Maintenance Contract - Motorola	$ -	$ -	$ 54,370	$ 1,500	$ 28,000
Century Link Support Cost - Code Red	$ 7,326	$ 7,779	$ 7,779	$ 15,105	$ 15,105
	$ -	$ -	$ -	$ -	
E911/MSAG Address Technician .5FTE*	$ -	$ -	$ -	$ 44,347	$ 55,694
Geographic Tech Support	$ 10,908	$ 3,050	$ (754)	$ 3,050	$ 3,500
DSS Maintenance Support	$ 11,750	$ 16,916	$ 16,916	$ 12,000	$ 1,700
911 Tariff	$ 33,186	$ 18,053	$ 24,071	$ 25,000	$ 36,108
PUC Application Costs	$ 13,923	$ -	$ -	$ -	$ -
Emergency Notification System	$ -	$ -	$ -	$ -	$ 6,177
(4) Total Expenditures	**$ 294,440**	**$ 175,466**	**$ 241,071**	**$ 663,961**	**$ 1,001,480**
(5) Unrestricted Fund Balance - December 31	**$ 594,501**	**$ 677,951**	**$ 862,954**	**$ 390,754**	**$ 355,474**
(6) Total Required (4+5)	**$ 888,941**	**$ 689,489**	**$ 1,104,025**	**$ 1,054,715**	**$ 1,356,954**
(7) Net to be Derived from Property Taxes					
(8) Provision for Uncollectibles					
(9) Total Property Tax Required					
(10) Assessed Valuation					
(11) Mill Levy					
DELTA COUNTY BUDGET - 2023					
NAME OF FUND: E 911 (37)					**E911.xls**

REVENUE OTHER THAN PROPERTY TAX	12/31/2021 ACTUAL	6/30/2022 6 Months	2022 Projected	12/31/2022 BUDGET	2023 BUDGET
Contribution from other Muncipalities	$0	$28,716	$28,716	$35,000	$30,000
Interest on Delinquent Taxes	$67	$10	$103	$50	$50
Delinquent Taxes	($22)	($1)	($1)	$0	$0
S.O. Auto Tax	$4,740	$2,379	$5,015	$5,000	$5,000
Senior/Veteran Exempt. Reimb	$1,220	$1,388	$1,388	$1,200	$1,200
Interest Earned					
Public Lands Policy	$0	$0	$100	$0	$0
Rogers Mesa Consultation	$0	$6,700	$6,700		$5,000
Capital Improvement	$30,000	$0	$0	$0	$50,000
Training One Delta County	$0	$0	$12,932		
Transfer from General Funds	$30,000	$30,000	$30,013	$30,000	$30,000
Refund of Expenditures	$3,623	$412	$115	$0	$1,200
Grant Revenue (Pass Thru)	$0	$0	$330,102	$0	$30,000
(1) Total Revenues Other than Property Tax	**69,628**	**69,604**	**415,183**	**71,250**	**152,450**
(2) Reserve Fund Balance - January 1	**103,767**	**123,629**	**123,629**	**63,308**	**200,689**
(3) Total Available Other than Property Tax (1+2)	**173,395**	**193,233**	**538,811**	**134,558**	**353,139**
EXPENDITURES					
Operating Summary	71,963	35,988	72,153	74,516	77,358
County Contribution to PLP	$2,173	$2,289	$2,289	$0	0
Community Assessment	$275	$0	$0	$0	0
Contr to Ecnomic Devlop Projects		$250	3,294	0	0
Operating Expense	$516	$487	$34	$0	750
TIF Expense	$13	$30	$38	$12	0
Treasurer's Fees	$539	$578	$633	$713	700
Gateway Project	0	$18,660	$31,100	0	10,000
Teaching Learning Network	0	0	14,023	0	0
Uncomagrhe Pass Thru Grant			244,753	0	85,349
(4) Total Expenditures	75,479	58,283	368,317	75,241	174,157
(5) Reserve Fund Balance - December 31	123,629	162,591	200,689	59,317	208,999
(6) Total Required (4+5)	199,108	220,874	569,006	134,558	383,156
(7) Net to be Derived from Property Taxes	25,713	27,641	30,194	30,194	30,017
(8) Provision for Uncollectibles	0	305	305	305	303
(9) Total Property Tax Required (Total of 7+8)	28,662	30,499	30,499	30,499	30,320
(10) Assessed Valuation	337,202,966	381,240,185	381,240,185	381,240,185	379,003,768
(11) Mill Levy	0.085	0.080	0.080	0.080	0.080

DELTA COUNTY BUDGET - 2023

NAME OF FUND: ECONOMIC DEVELOPMENT (38) Econdev.xls

CODE-38 400	EXPENDITURE ITEM	6/30/2021 ACTUAL	12/31/2021 ACTUAL	12/31/2021 BUDGET	6/30/2022 ACTUAL	2022 ESTIMATE	12/31/2022 BUDGET	2023 PROPOSAL	2023 Recommended	2023 BUDGET
PERSONNEL SERVICES										
5110	Permanent Salaries	30,600	61,352	61,200	31,824	63,760	63,648	66,194		
5120	Temporary Salaries	0	0	0	0	0	0	0		
5130	Overtime Salaries	0	0	0	0	0	0	0		
5141	Unemployment (1% Total)	0	0	0	0	0	0	0		
5142	Workmen's Compensation	0	0	100	0	0	101	100		
5143	Health/Life Insurance	39	77	101	39	77	77	77		
5144	FICA (7.65% Total)	2,339	4,678	4,682	2,433	4,874	4,869	5,064		
5145	Retirement (4.0% Eligible)	1,224	2,448	2,448	1,273	2,546	2,546	2,648		
	TOTAL PERSONNEL SERVICES	**34,202**	**68,556**	**68,531**	**35,568**	**71,257**	**71,241**	**74,083**		
	OPERATING EXPENSES									
5220	Operating Supplies	1,027	2,614	0	60	176	1,500	1,500		
5345	Telephone	360	720	0	360	720	775	775		
5371	Mileage & Transportation	73	73	0	0	0	1,000	1,000		
TOTAL OPERATING EXPENSE		**1,459**	**3,407**	**-**	**420**	**896**	**3,275**	**3,275**		
CAPITAL OUTLAY										
5941	**CAPITAL OUTLAY**	**-**	**-**	**-**	**-**	**-**	**-**	**-**	**-**	**-**
TOTAL BUDGET EXPENSE		**35,661**	**71,963**	**68,531**	**35,988**	**72,153**	**74,516**	**77,358**		

SOURCE	12/31/2021 ACTUAL	6/30/2022 6 Months	2022 Projected	12/31/2022 BUDGET	2023 BUDGET
Transfer from Other Funds (General)	0	0	0		
Transfer from Self Insurance Fund	131,040	0	0		
Insurance	0	0	0		
(1) Total Revenues Other than Property Tax	**$131,040**	**$0**	**$0**	**$0**	**$0**
(2) Reserve Fund Balance - January 1	**$17,483**	**$52,175**	**$52,175**	**$74,977**	**$39,614**
(3) Total Available Other than Property Tax (1+2)	**$148,523**	**$52,175**	**$52,175**	**$74,977**	**$39,614**
EXPENDITURES					
Employee Assistance Program	0	0	0	6000	6000
Employee Appreciation (Retirement/Bonuses)	4,665	1,564	1,800	1000	2000
Years of Service Awards	3,281	1,400	2,350	2500	2500
Beta Health Assoc Fee	0	0	0	25	0
Relocation Incentives	3,828	0	0	0	0
Inservice Training	3,405	5,306	8,411	0	0
Employee Benefit Consulting	79,943	0	0	0	0
Wellness Program	1,225	0	0	0	0
(4) Total Expenditures	**$96,348**	**$8,271**	**$12,561**	**$9,525**	**$10,500**
(5) Reserve Fund Balance - December 31	**$52,175**	**$43,904**	**$39,614**	**$65,452**	**$29,114**
(6) Total Required (4+5)	**$148,523**	**$52,175**	**$52,175**	**$74,977**	**$39,614**
(7) Net to be Derived from Property Taxes (6-3)	**$0**	**$0**	**$0**	**$0**	**$0**
(8) Provision for Uncollectibles	**$0**	**$0**	**$0**	**$0**	**$0**
(9) Total Property Tax Required (Total of 7+8)	**$0**	**$0**	**$0**	**$0**	**$0**
(10) Assessed Valuation					
(11) Mill Levy (9-10)	**$0**	**$0**	**$0**	**$0**	**$0**

DELTA COUNTY BUDGET - 2023

NAME OF FUND: EMPLOYEE BENEFIT TRUST FUND (72) **EmpHlth.xls**

REVENUE OTHER THAN PROPERTY TAX	12/31/2021 ACTUAL	6/30/2022 6 Months	2022 Projected	12/31/2022 BUDGET	2023 BUDGET
Transfer from PILT Fund	15,000	15,000	15,000	15,000	15,000
Refund of Expenditures		1,970	1,970	0	
(1) Total Revenues Other than Property Tax	15,000	16,970	16,970	15,000	15,000
(2) Reserve Fund Balance - January 1	84,972	96,434	96,434	98,265	111,203
(3) Total Available Other than Property Tax (1+2)	99,972	113,404	113,404	113,265	126,203
EXPENDITURES					
Salaries	3,108	870	1,265	15,000	1,600
Workmen's Compensation	3	0	0	100	
FICA (7.65%)	238	67	97	500	
Operating Supplies	0	0	0	1,000	
Telephone	0	0	0	0	
Porfessional Services	0	0	0	0	
Mileage and Transportation	189	159	159	1,000	
Lodging & Meals	0	0	0	0	
In Service Training	0	680	680	500	
(4) Total Expenditures	3,538	1,776	2,201	18,100	1,600
(5) Reserve Fund Balance - December 31	96,434	111,629	111,203	95,165	124,603
(6) Total Required (4+5)	99,972	113,404	113,404	113,265	126,203
(7) Net to be Derived from Property Taxes	0		0	0	0
(8) Provision for Uncollectibles	0		0	0	0
(9) Total Property Tax Required (Total of 7+8)	0		0	0	0
(10) Assessed Valuation					
(11) Mill Levy (9-10)					

DELTA COUNTY BUDGET - 2023

NAME OF FUND: ENERGY DEVELOPMENT FUND (22) Enegydev.xls

REVENUE OTHER THAN PROPERTY TAX	12/31/2021 ACTUAL	6/30/2022 6 MONTHS	12/31/2022 ESTIMATE	12/31/2022 BUDGET	2023 BUDGET
Landfill Tipping Fees	$ 1,905,607	$ 839,416	$ 1,680,000	$ 989,482	$ 1,700,000
Waived Fees Reimbursement	$ 50	$ -	$ 25,000	$ -	$ 25,000
Interest	$ 18,997	$ 11,129	$ 42,200	$ 30,000	$ 22,000
White Goods/Batteries/Oil Payments	$ 17,025	$ 9,243	$ 20,716	$ 15,000	$ 15,000
Transfer from Capital Projects Fund	$ -	$ -	$ -	$ -	$ -
NF Transfer Station Revenues	$ -	$ -	$ -	$ -	$ -
Miscellaneous	$ 4,405	$ -	$ 646	$ 10,000	$ 10,000
Sale of Assets	$ 792	$ 3,300	$ 3,300	$ -	$ -
(1) Total Revenues Other than Property Tax	**$ 1,946,876**	**$ 863,088**	**$ 1,771,862**	**$ 1,044,482**	**$ 1,772,000**
(2) Total Unrestricted Fund Balance - January 1	**$ 3,551,625**	**$ 4,115,164**	**$ 4,115,164**	**$ 4,340,244**	**$ 4,340,244**
(3) Total Available Other than Property Tax (1+2)	**$ 5,498,501**	**$ 4,978,252**	**$ 5,887,026**	**$ 5,384,725**	**$ 6,112,244**
EXPENDITURES					
Landfill:					
Operating Expenses	$ 1,174,673	$ 507,153	$ 1,126,231	$ 987,758	$ 1,201,534
Capital Outlay	$ 89,165	$ 31,035	$ 31,035	$ 15,000	$ -
Equipment Lease/Purchase Payment	$ -	$ 267,051	$ 267,051	$ 267,051	$ 354,980
Cost Plan Admininstrative Fee	$ -	$ -	$ 44,082	$ 44,082	$ 45,000
Treasurer's Fees	$ 18,556	$ -	$ 17,719	$ 18,050	$ 17,720
Transfer Station:					
Operating Expenses	$ 100,944	$ 30,576	$ 60,665	$ 94,289	$ 98,894
(4) Total Expenditures	**$ 1,383,338**	**$ 835,815**	**$ 1,546,782**	**$ 1,426,230**	**$ 1,718,128**
(5) Reserve for Cell Expansion-2026	**$ 2,084,950**	**$ 2,084,950**	**$ 2,084,950**	**$ 125,000**	**$ 2,084,950**
(5) Unrestricted Fund Balance - December 31	**$ 2,030,214**	**$ 2,057,487**	**$ 4,340,244**	**$ 3,833,495**	**$ 2,309,165**
(6) Total Required (4+5)	**$ 5,498,501**	**$ 4,978,252**	**$ 7,971,976**	**$ 5,384,725**	**$ 6,112,244**

DELTA COUNTY BUDGET - 2023

NAME OF FUND: ENTERPRISE FUND (28) **FUND ENTERPRISE.xls**

ENTERPRISE FUND - LANDFILL OPERATIONS

CODE-28 728	EXPENDITURE ITEM	6/30/2021 ACTUAL	12/31/2021 ACTUAL	12/31/2021 BUDGET	6/30/2022 ACTUAL	2022 ESTIMATE	12/31/2022 BUDGET	2023 PROPOSAL
PERSONNEL SERVICES								
5110	Permanent Salaries	119,596	281,177	235,180	149,000	274,385	295,303	383,282
5120	Temporary Salaries	-	202	-	1,264	1,264	-	1,200
5130	Overtime Salaries	228	1,292	1,000	231	1,967	1,250	1,250
5141	Unemployment (1% Total)	-	-	-	-	-	-	
5142	Workmen's Compensation	16,907	16,907	21,000	20,730	20,730	27,965	21,000
5143	Health/Life Insurance	27,859	58,994	44,650	28,578	52,387	56,792	57,814
5144	FICA (7.65% Total)	8,402	18,735	18,068	10,511	19,482	22,686	29,509
5145	Retirement (4.0% Eligible)	4,787	10,645	9,447	5,969	11,054	11,862	15,429
PERSONNEL SERVICES		**177,779**	**387,951**	**329,345**	**216,283**	**381,269**	**415,858**	**509,484**
OPERATING EXPENSES								
5220	Operating Supplies	4,853	8,911	10,000	4,628	6,507	10,000	10,000
5221	Computer Supplies	19	19	1,000	-	-	1,000	100
5231	Gasoline	1,317	3,218	1,500	2,345	6,698	4,000	7,500
5232	Diesel Fuel	34,035	74,878	59,000	43,651	172,857	75,000	234,500
5233	Equipment Parts	1,809	1,903	2,500	154	154	5,000	5,000
5234	Oil & Grease	783	5,785	1,000	824	824	4,000	4,000
5235	Tools	247	1,918	750	-	3,929	15,000	5,000
5239	Tires	40	1,084	4,000	3,908	3,908	3,500	6,000
5311	Postage	47	94	200	53	218	200	200
5321	Printing	-	249	600	-	-	600	300
5331	Advertising & Legals	3,415	3,415	1,500	528	1,661	3,500	2,500
5341	Electricity	3,039	4,654	4,000	3,340	5,190	4,000	4,500
5342	Water & Sewer	-	30	400	-	-	400	500
5345	Telephone	1,473	3,153	2,124	1,334	3,211	2,200	3,000
5361	Maintenance - Equipment/Vehicle	32,758	44,949	55,000	47,609	57,668	55,000	60,000
5371	Mileage & Transportation	239	359	400	-	50	500	1,000
5372	Lodging & Meals	-	-	-	40	530	-	50
5380	In Service Training	-	-	500	100	100	500	500
5396	Contract Services, Computer Support	67,233	69,132	3,800	5,027	5,027	80,000	12,000
5410	Road& Bridge Support(mech/equip/gravel)	-	-	30,000	-	-	30,000	30,000
5510	Insurance	22,374	22,374	14,000	30,312	30,312	23,000	32,000
5525	Permits	-	298	3,000	-	1,490	3,000	3,000
5533	Rentals - Equipment	1,032	1,993	13,000	537	1,377	13,000	2,500
5715	State Solid Waste User Fee	18,611	51,003	45,000	18,102	69,298	50,000	50,000
5782	Miscellaneous	130	1,008	1,000	348	348	1,000	500
5785	Testing	-	40	-	-	-	-	300
5961	County Waived Tipping Fees	-	-	-	29,500	29,500	-	30,000
5962	Transfer Station	-	3,250	24,000	9,600	9,600	24,000	10,000
5965	Depreciation Expense	-	289,694	-	-	-	-	-
5966	Interest Expense	-	22,263	-	-	-	-	-
5971	ABLF Weed Control	-	-	-	-	-	-	600
6063	Landscaped Weed Control	143	143	1,000	822	1,774	1,000	2,000
6799	Contract Services (Operation)	61,346	61,346	68,000	44,175	68,972	68,000	73,000
6890	Internet Services	-	-	1,500	-	-	1,500	1,500
7928	Contract Services - Expansion	-	-	-	2,756	8,261	85,000	80,000
7885	Contract Services-Monitoring	2,098	8,615	8,000	10,599	39,740	8,000	20,000
	TOTAL OPERATING EXPENSE	**257,039**	**685,778**	**356,774**	**260,294**	**529,206**	**571,900**	**692,050**
	CAPITAL OUTLAY							
5941	**TOTAL CAPITAL OUTLAY**	**39,494**	**89,165**	**420,909**	**298,086**	**453,177**	**15,000**	**354,980**
TOTAL BUDGET EXPENSE		**474,313**	**1,162,893**	**1,107,028**	**774,663**	**1,363,652**	**1,002,758**	**1,556,514**

ENTERPRISE FUND-
TRANSFER STATION

CODE-28 730	EXPENDITURE ITEM	6/30/2021 ACTUAL	12/31/2021 ACTUAL	12/31/2021 BUDGET	6/30/2022 ACTUAL	2022 ESTIMATE	12/31/2022 BUDGET	2023 PROPOSAL	2023 Recommended
PERSONNEL SERVICES									
5110	Permanent Salaries	20,779	42,011	40,734	21,614	43,056	42,883	44,598	
5120	Temporary Salaries	-	-	-	-	-	-		
5130	Overtime Salaries	206	105	1,500	-	1,285	1,500	1,500	
5141	Unemployment (1%)	-	-	-	-	-	-		
5142	Workmen's Compensation	-	-	-	-	-	-		
5143	Health/Life Insurance	4,106	8,225	8,215	4,188	8,377	4,186	8,400	
5144	FICA (7.65% Total)	1,603	3,216	3,231	1,671	3,408	3,395	3,412	
5145	Retirement (4.0% Eligible)	839	1,684	1,689	875	1,784	1,775	1,784	
PERSONNEL SERVICES		**27,533**	**55,242**	**55,369**	**28,348**	**57,909**	**53,739**	**59,694**	**-**
OPERATING EXPENSES									
5220	Operating Supplies	190	1,643	1,700	17	17	1,700	1,000	
5232	Diesel Fuel	-	267	550	-	-	550	550	
5233	Equipment Parts	-	162	500	-	-	500	500	
5344	Propane	-	-	300	-	-	400	400	
5345	Telephone	24	48	100	24	48	700	50	
5361	Maintenance - Equipment/Vehicle	-	-	1,200	-	-	600	600	
5533	Rentals - Equipment	258	949	1,100	537	1,041	1,100	1,100	
5715	State Solid Waste User Fee	-	-	-	-	-	-	-	
5962	Transfer Station	29,934	42,634	25,000	1,650	1,650	35,000	35,000	
TOTAL OPERATING EXPENSE		**30,405**	**45,702**	**30,450**	**2,228**	**2,756**	**40,550**	**39,200**	**0**
CAPITAL OUTLAY									
5941	**TOTAL CAPITAL OUTLAY**	**-**	**-**	**-**	**-**	**-**	**-**		
TOTAL BUDGET EXPENSE		**57,939**	**100,944**	**85,819**	**30,576**	**60,665**	**94,289**	**98,894**	**0**

REVENUE OTHER THAN PROPERTY TAX	2021 ACTUAL	2022 Projected	2022 Budget	2023 BUDGET
Charges for services:				
Ticket and concession sales	$ 52,282	36,165	75,000	50,000
Sponsorships	$ 39,799	48,924	20,000	34,000
Live Stock Sales	$ 39,347	19,250	0	20,000
Interest				
Contributions	$ 8,800	8,800	8,800	8,800
(1) Total Revenues Other than Property Tax	**$ 140,228**	**$ 113,139**	**$ 103,800**	**$ 112,800**
(2) Reserve Fund Balance - January 1	**$ 68,484**	**$ 68,484**	**$ 68,484**	**$ 51,299**
(3) Total Available Other than Property Tax (1+2)	**$ 208,712**	**$ 181,623**	**$ 172,284**	**$ 164,099**
EXPENDITURES				
County Fair Expenses	$ 102,935	117,370	120,985	142,600
(4) Total Expenditures	**$ 102,935**		**120,985**	**142,600**
(5) Ending fund balance 12/31	**$ 105,777**		**51,299**	**21,499**
(6) Total Required (4+5)	**$ 208,712**		**172,284**	**164,099**

DELTA COUNTY BUDGET - 2023

NAME OF FUND: FAIR BOARD FUND **FAIR BOARD FUND BUDGET.xls**

REVENUE OTHER THAN PROPERTY TAX	12/31/2021 ACTUAL	6/30/2022 6 Months	2022 Projected	12/31/2022 BUDGET	2023 BUDGET
Transfer from General Fund	$ 62,706	$ 71,277	$158,427	$112,713	$243,521
Heritage Hall Fees	$ 1,925	$ 2,005	$3,500	$3,000	$3,000
Special Event Fees	$ 5,225	$ 1,040	$3,040	$750	$1,000
Transfer from Capital Improvements for Capital Outlay	$ -	$ -	$55,000	$0	$219,000
Transfer from Conservation Trust Fund	$ 45,000	$ 45,000	$45,000	$45,000	$45,000
Donations and Camping	$ 1,047	$ 266	$350	$200	$200
Miscellaneous	$ (132)	$ 1,875	$1,875	$1,000	$1,000
Special Events Damage Deposits	$ 734	$ -	$0	$3,000	$0
Concession Stand Sales	$ -	$ -	$0	$300	$0
Maloney House Rental Fees	$ 520	$ 325	$650	$1,000	$800
Special Events County	$ -	$ 2,000	$2,000	$600	$1,500
Contribution from Town of Hotchkiss	$ -	$ -	$2,500	$2,500	$2,500
(1) Total Revenues Other than Property Tax	$ 117,025	$ 123,788	$272,342	$170,063	$517,521
(2) Reserve Fund Balance - January 1	$ 16,760	$ 10,338	$ 10,338	$ 6,660	$0
(3) Total Available Other than Property Tax (1+2)	$ 133,785	$ 134,126	$282,680	$176,723	$517,521
EXPENDITURES					
Fairgrounds Maintenance-Operating	$ 115,833	$ 76,305	222,430	157,823	296,921
Fairgrounds Maintenance-Capital Outlay			55,000	0	219,000
Special Events	$ 7,614	$ 1,016	5,249	18,900	1,600
(4) Total Expenditures	$ 123,447	$ 77,321	$ 282,679	$ 176,723	$ 517,521
(5) Fund Balance - December 31	$ 10,338	$ 56,805	$0	$0	$0
(6) Total Required (4+5)	$ 10,338	$ 56,805	$ 0	$0	$0

DELTA COUNTY BUDGET - 2023

NAME OF FUND: FAIRGROUNDS FUND (23) **FAIR FUND BUDGET.xls**

FAIRGROUNDS

CODE-23 723	EXPENDITURE ITEM	6/30/2021 ACTUAL	12/31/2021 ACTUAL	12/31/2021 BUDGET	6/30/2022 ACTUAL	2022 ESTIMATE	12/31/2022 BUDGET	2023 PROPOSAL	2023 Recommended	2023 BUDGET
PERSONNEL SERVICES										
5110	Permanent Salaries	27,086	43,819	40,511	31,501	77,209	71,376	101,882		
5120	Temporary Salaries	0	0	0	0	0	0	0		
5130	Overtime	127	798	0	0	0	0	20,000		
5141	Unemployment (1% Total)	0	0	0	0	0	0	0		
5142	Workmen's Compensation	1,643	1,643	1,825	0	0	0	1,800		
5143	Health/Life Insurance	3,447	6,908	8,273	6,233	14,674	16,882	17,218		
5144	FICA (7.65% Total)	2,080	3,446	3,099	2,386	5,856	5,460	9,365		
5145	Retirement (4% Eligible)	1,070	1,792	1,620	1,260	3,088	2,855	4,897		
PERSONNEL SERVICES TOTAL		**35,452**	**58,406**	**55,328**	**41,380**	**100,827**	**96,573**	**155,701**	**0**	**0**
OPERATING EXPENSES										
5220	Operating Supplies	787	2,028	2,000	1,311	4,000	3,000	4,000		
5231	Gasoline	467	1,817	750	412	5,000	1,500	5,000		
5235	Tools	0	0	0	232	5,000	1,000	5,000		
5341	Utilities	5,962	14,072	15,000	9,630	14,000	11,000	15,000		
5345	Telephone	240	294	3,500	413	3,500	750	3,500		
5351	Drug Testing	0	160	100	250	320	0	320		
5361	Maintenance-Vehicles/Equip	547	2,061	800	2,508	10,000	4,000	10,000		
5364	Maint. Bldgs & Grounds	5,750	14,099	15,000	13,687	25,000	16,000	25,000		
5369	Mintenance Contracts	0	0	0	0	0		10,000		
5380	Inservice Training	0	0	0	0	0	10,000	10,000		
5396	Contract Services	411	8,529	14,000	3,747	40,000	12,000	40,000		
5533	Rentals - Equipment	0	0	150	0	0	0	0		
5710	Treasurer Fees	0	0	0	79	156	0	200		
5851	Contribution for County Fair	0	8,800	8,800	0	8,800	8,800	8,800		
6813	Ins for County Fair	0	0	0	380	380	0	400		
6859	FFA Labor	0	0	1,000	0	0	0	0		
6890	Internet Service	2,457	5,355	2,200	2,276	4,447	3,000	3,000		
6892	Dept. of Correction Fuel Charge	0	210	200	0	1,000	200	1,000		
TOTAL OPERATING EXPENSE		**16,620**	**57,427**	**63,500**	**34,925**	**121,603**	**71,250**	**141,220**	**0**	**0**
CAPITAL OUTLAY										
5941	**CAPITAL OUTLAY**	**0**	**0**	**0**	**0**	**55,000**	**0**	**219,000**	**0**	**0**
TOTAL BUDGET EXPENSE		**52,072**	**115,833**	**118,828**	**76,305**	**277,430**	**167,823**	**515,921**	**0**	**0**

FAIRGROUNDS
SPECIAL EVENTS

CODE-23 724	EXPENDITURE ITEM	6/30/2021 ACTUAL	12/31/2021 ACTUAL	12/31/2021 BUDGET	6/30/2022 ACTUAL	2022 ESTIMATE	12/31/2022 BUDGET	2023 PROPOSAL	2023 Recommended	2023 BUDGET
PERSONNEL SERVICES										
5110	Permanent Salaries	0	0	0	0	0	0			
5120	Temporary Salaries	0	0	0	0	0	0			
5130	Overtime	0	0	0	0	0	0			
5141	Unemployment (1% Total)	0	0	0	0	0	0			
5142	Workmen's Compensation	0	0	0	0	0	0			
5143	Health/Life Insurance	0	0	0	0	0	0			
5144	FICA (7.65% Total)	0	0	0	0	0	0			
5145	Retirement (4.0% Eligible)	0	0	0	0	0	0			
PERSONNEL SERVICES TOTAL		**0**	**0**	**0**	**0**	**0**	**0**	**0**	**0**	**0**
OPERATING EXPENSES										
5220	Operating Supplies	0	94	0	0	0	100	100		
5331	Advertising	816	2,422	2,500	816	1,249	2,500	1,500		
5371	Mileage	48	48	100	0	0	100	0		
5372	Meals/Lodging	0	419	0	0	0	0	0		
5396	Contract services (custodial labor)	0	0	6,500	0	0	6,500	0		
5533	Dumpster Rental	0	0	2,200	0	0	2,200	0		
6619	Heritage Hall Deposit Refund	0	200	0	0	0	1,000	0		
6730	Special Events Deposit Refund	550	750	4,800	0	0	1,000	0		
6736	Show Conference Registration	0	0	0	0	0	0	0		
6893	Special Event Services	2,400	3,681	4,000	200	4,000	5,500	0		
	Music/Entertainment									
	Food/Alcohol									
	Disc golf infrastructure									
	Horse shoe pits infrastructure									
		3,814	**7,614**	**20,100**	**1,016**	**5,249**	**18,900**	**1,600**	**0**	**0**
CAPITAL OUTLAY										
5941	**TOTAL CAPITAL OUTLAY**	**0**	**0**	**0**	**0**	**0**	**0**	**0**	**0**	**0**
TOTAL BUDGET EXPENSE		**3,814**	**7,614**	**20,100**	**1,016**	**5,249**	**18,900**	**1,600**	**0**	**0**

REVENUE OTHER THAN PROPERTY TAX	12/31/2021 ACTUAL	6/30/2022 6 MONTHS	2022 PROJECTED	12/31/2022 BUDGET	2023 BUDGET
Inmate Welfare	$ 22,336	$ 8,732	$ 15,000	$ 21,000	$ 21,000
(1) Total Revenues Other than Property Tax	**$ 22,336**	**$ 8,732**	**$ 15,000**	**$ 21,000**	**$ 21,000**
(2) Reserve Fund Balance - January 1	**$ -**	**$ 7,339**	**$ 7,339**	**$ 7,339**	**$ 7,339**
(3) Total Available Other than Property Tax (1+2)	**$ 22,336**	**$ 16,071**	**$ 22,339**	**$ 28,339**	**$ 28,339**
EXPENDITURES					
Operating Supplies	$ 14,998	$ 7,188	$ 15,000.00	$ 12,000	$ 21,000
(4) Total Expenditures	**$ 14,998**	**$ 7,188**	**$ 15,000**	**$ 12,000**	**$ 21,000**
(5) Reserve Fund Balance - December 31	**$ 7,339**	**$ 8,883**	**$ 7,339**	**$ 16,339**	**$ 7,339**
(6) Total Required (4+5)	**$ 22,336**	**$ 16,071**	**$ 22,339**	**$ 28,339**	**$ 28,339**

DELTA COUNTY BUDGET - 2023

NAME OF FUND: Inmate Welfare (26)

inmate welfare.xls

REVENUE OTHER THAN PROPERTY TAX	12/31/2021 ACTUAL	6/30/2022 6 MONTHS	2022 Estimated	12/31/2022 BUDGET	2023 BUDGET
Tourism Tax	$ 167,990	$ 53,875	$ 138,667	$ 199,230	$ 140,000
Miscellaneous	$ -	$ -	$ -	$ -	
Grants	$ -	$ -	$ -	$ -	$ 20,000
Advertising	$ -	$ -	$ -	$ -	
Ag-Tourism-County Contribution	$ -	$ -	$ -	$ -	
County and Other Contributions	$ -	$ -	$ -	$ -	
(1) Total Revenues Other than Property Tax	$ 167,990	$ 53,875	$ 138,667	$ 199,230	$ 160,000
(2) Reserve Fund Balance - January 1	$ 106,474	$ 167,097	$ 167,097	$ 144,301	$ 182,468
(3) Total Available Other than Property Tax (1+2)	$ 274,464	$ 220,972	$ 305,765	$ 343,531	$ 342,468
EXPENDITURES					
Salary	$ 20,000	$ 4,580	$ 14,000	$ 20,000	$ 25,000
Organizational Dues	$ 730	$ 260	$ 260	$ 1,000	$ 500
Administration (travel, meals,etc.)	$ -	$ -	$ -	$ 5,000	$ 5,000
Marketing Program:					
Printing (Lure Brochure)	$ -	$ 8,532	$ 8,532	$ 10,000	$ 10,000
Electronic Marketing Program	$ 35,371	$ 32,472	$ 45,000	$ 45,000	$ 50,000
Meetings	$ 89	$ -	$ 100	$ 200	$ 200
Miscellaneous	$ -	$ 125	$ 125	$ 1,500	$ 1,500
Trade Shows	$ 186	$ -	$ -	$ 2,000	$ 2,000
Shipping and Postage (Brochure Distribution)	$ 29	$ -	$ -	$ 1,500	$ 1,500
Direct Advertising (non-web media)	$ 43,828	$ 35,693	$ 45,000	$ 45,000	$ 50,000
Research & Evaluation	$ -	$ -	$ -	$ -	
Telephone (Visitor Info Bureau)	$ -	$ -	$ -	$ -	
Tourism Marketing Contract	$ -	$ -	$ -	$ -	
Miscellaneous/Special Projects	$ 500	$ 500	$ 500	$ 1,500	$ 500
Fam Tours/Media and PR	$ -	$ -	$ -	$ 1,000	$ 1,000
Co-op Advertising	$ -	$ -	$ -	$ 5,000	$ 5,000
Web Hosting & Maintenance	$ 6,317	$ 9,681	$ 9,780	$ 10,000	$ 10,000
Tourism Marketing/Special Projects	$ 316	$ -	$ -	$ -	$ 5,000
Grant	$ -	$ -	$ -	$ -	$ 20,000
BluPrnt Grant & Website Design	$ -	$ -	$ -	$ -	$ -
(4) Total Expenditures	$ 107,367	$ 91,843	$ 123,297	$ 148,700	$ 187,200
(5) Cash Balance - December 31	$ 167,097	$ 129,130	$ 182,468	$ 194,831	$ 155,268
(6) Total Required (4+5)	$ 274,464	$ 220,972	$ 305,765	$ 343,531	$ 342,468
(7) Net to be Derived from Property Taxes (6-3)	$ -		$ -		$ -
(8) Provision for Uncollectibles	$ -		$ -		$ -
(9) Total Property Tax Required (Total of 7+8)	$ -		$ -		$ -
(10) Assessed Valuation					
(11) Mill Levy (9-10)					

DELTA COUNTY BUDGET - 2023

NAME OF FUND: LODGING TAX (24) FUND LODGING TAX.xls

REVENUE OTHER THAN PROPERTY TAX	2021 ACTUAL	2022 ESTIMATE	2023 BUDGET
District No. 1 Accounts			
District No. 2 Accounts			
District No. 3 Accounts			
Orchard Estates Sub. Reserve			
Paonia Sports Complex			
	$0	$0	$0
(2) Reserve Fund Balance - January 1	$128,518	$128,518	$128,518
(3) Total Available Other than Property Tax (1+2)	$128,518	$128,518	$128,518
EXPENDITURES			
District No. 1 Parks			
District No. 2 Parks			
District No. 3 Parks			
Orchard Estates/Quail Run			
(4) Total Expenditures	0	0	0
(5) Fund Balance Reserved for Dist. No. 1	22,931	20,092	20,092
(6) Fund Balance Reserved for Dist. No. 2	47,347	50,347	50,347
(7) Fund Balance Reserved for Dist. No. 3	42,929	45,635	45,635
(8) Fund Balance Reserve for Orchard Estates	10,362	10,372	10,372
(9) Fund Balance Reserve for Transfer to Cons Tr	0	0	0
(10) Total Reserve Fund Balance (5+6+7+8+9)	128,518	128,518	128,518
	128,518	128,518	128,518

DELTA COUNTY BUDGET - 2023

NAME OF FUND: OPEN SPACE (78) OpenSpac.xls

REVENUE OTHER THAN PROPERTY TAX	12/31/2021 ACTUAL	2022 ESTIMATE	2023 BUDGET
Intergovernmental Revenue			
Federal Revenue-LATCF	0	970,152	970,152
Federal Revenue	996,986	955,456	
(1) Total Revenues Other than Property Tax	**$ 996,986**	**$ 1,925,608**	**$ 970,152**
(2) Reserve Fund Balance - January 1	**$ 933,878**	**$ 972,450**	**$ 1,933,519**
(3) Total Available Other than Property Tax (1+2)	**$ 1,930,864**	**$ 2,898,058**	**$ 2,903,671**
EXPENDITURES			
Transfer to General Fund	933,414		967,907
Transfer to Road and Bridge Fund	0	937,954	0
Transfer to Capital Grants Fund			
Transfer to Capital Improvements Fund	0		970,152
Transfer to Contingency Fund (1)	10,000	10,000	10,000
Transfer to Energy Development Fund	15,000	15,000	15,000
CCI Public Lands Contribution	0	1,585	1,585
(4) Total Expenditures	**$ 958,414**	**$ 964,539**	**$ 1,964,644**
(5) Reserve fund Balance - December 31	**$ 972,450**	**$ 1,933,519**	**$ 939,027**
(6) Total Required (4 + 5)	**$ 1,930,864**	**$ 2,898,058**	**$ 2,903,671**
(7) Net to be Derived from Property Taxes (9-3)	**$ -**	**$ -**	**$ -**
(8) Provision for Uncollectibles	**$ -**	**$ -**	**$ -**
(9) Total Property Tax Required (Total of 11+12)	**$ -**	**$ -**	**$ -**
(10) Assessed Valuation			
(11) Mill Levy (13-14)			

DELTA COUNTY BUDGET - 2023

NAME OF FUND: PILT FUND (77)

REVENUE OTHER THAN PROPERTY TAX	12/31/2021 ACTUAL	2022 ESTIMATE	2023 BUDGET
Insurance Recoveries	219,534	175,437	0
Contributions from Departments			
Unemployment Refund			
CARES Act Refund			
(1) Total Revenues Other than Property Tax	**$ 219,534**	**$ 175,437**	**$ -**
(2) Reserve Fund Balance - January 1	**$ 516,231**	**$ 546,017**	**$ 671,012**
(3) Total Available Other than Property Tax (1+2)	**$ 735,765**	**$ 721,454**	**$ 671,012**
EXPENDITURES			
EXPENDITURES			
Unemployment Payouts	17,507	442	1,000
Casualty Payouts	172,241	50,000	0
Transfer to General Fund	0	0	0
Covid 19- Business Loans	0	0	0
(4) Total Expenditures	**$ 189,748**	**$ 50,442**	**$ 1,000**
(5) Reserve fund Balance - December 31	**$ 546,017**	**$ 671,012**	**$ 670,012**
(6) Total Required (4 + 5)	**$ 735,765**	**$ 721,454**	**$ 671,012**
(7) Net to be Derived from Property Taxes (9-3)	**$ -**	**$ -**	**$ -**
(8) Provision for Uncollectibles	**$ -**	**$ -**	**$ -**
(9) Total Property Tax Required (Total of 11+12)	**$ -**	**$ -**	**$ -**
(10) Assessed Valuation			
(11) Mill Levy (13-14)			

DELTA COUNTY BUDGET - 2023

NAME OF FUND: SELF INSURANCE (75)

REVENUE OTHER THAN PROPERTY TAX	2021 ACTUAL	2022 ESTIMATE	2022 BUDGET	2023 REQUEST	2023 BUDGET
ales Tax Revenue	$0	$1,862,149	$1,519,250	$1,600,000	
(1) Total Revenues Other than Property Ta	$0	$1,862,149	$1,519,250	$1,600,000	
(2) Total Unrestricted Fund Balance - January 1	$0	$0	$0	$1,068,774	
(3) Total Available Other than Property Tax (1+2	$0	$1,862,149	$1,404,000	$2,668,774	
EXPENDITURES					
Personnel and Operating Expenses		$774,754	$926,229	$977,161	
Capital Outlay		$0	$0	$782,410	
Treasurer's Fees		$18,621	$15,192	$16,000	
(4) Total Expenditures	$0	$793,375	$941,421	$1,775,571	
(5) Unrestricted Fund Balance - December 31	$0	$1,068,774	$577,829	$893,203	
(6) Total Required (4+5	$0	$1,068,774	$1,519,250	$2,668,774	

DELTA COUNTY BUDGET - 2023 FUND 80

AME OF FUND: SAFETY IMPROVEMENT SALES TAX back the badge23.xls

11/13/2022
4:24 PM

SAFETY IMPROVEMENT
SALES TAX

CODE-80 400	EXPENDITURE ITEM	6/30/2021 ACTUAL	2021 ACTUAL	2021 BUDGET	6/30/2022 ACTUAL	2022 ESTIMATE	12/31/2022 BUDGET	2023 PROPOSAL	2023 Recommended	2023 BUDGET
	PERSONNEL SERVICES									
5110	Permanent Salaries	60,285	0		129,679	252,295	346,626	302,175		
5120	Temporary Salaries	0	0		0	0	0			
5130	Overtime Salaries	546	0		1,836	5,066	10,000	10,000		
5110	Holiday Salaries					0		13,000		
5142	Workmen's Compensation	0	0		0	0	15,078	15,078		
5143	Health/Life Insurance	8,879	0		15,990	34,350	50,377	52,981		
5144	FICA (7.65% Total)	4,577	0		9,881	19,004	27,282	23,116		
5145	Retirement (4.0% Eligible)	2,420	0		5,220	10,254	14,265	12,087		
PERSONNEL SERVICES TOTAL		**76,707**	**0**	**0**	**162,607**	**320,969**	**463,628**	**428,437**	**0**	**0**
OPERATING EXPENSES										
5220	Operating Supplies	30,895	0		14,307	50,000	50,000	50,000		
5225	Uniform Expenses	4,186	0		3,731	1,000	10,000	10,000		
5231	Fuel	1,919	0		10,737	22,694	8,100	20,000		
5239	Tires	1,111	0		0	2,000	2,000	3,000		
5331	Advertising	0	0		0	0	0	0		
5345	Telephone	520	0		960	2,000	0	2,000		
5350	Professional Services	815	0		0	4,680	5,000	5,000		
5351	Medical Services	156,390	0		161,094	350,000	350,000	375,000		
5372	Lodging & Meals	0	0		0	1,000	2,500	2,500		
5380	In Service Training	7,462	0		0	15,911	30,000	30,000		
7890	K-9 Program	0	0		232	2,500	5,000	5,000		
5536	Spillman Maintenance	0	0	0	0	0	0	36,224		
5361	Vehicle Maintenance					2,000	0	10,000		
	TOTAL OPERATING EXPENSE	**203,298**	**0**	**0**	**191,060**	**453,785**	**462,600**	**548,724**	**0**	**0**
	CAPITAL OUTLAY									
5941	**TOTAL CAPITAL OUTLAY**				**0**	**0**	**0**	**782,410**	**0**	**0**
TOTAL BUDGET EXPENSE		**280,005**	**0**	**0**	**353,666**	**774,754**	**926,228**	**1,759,571**	**0**	**0**

SETH D. RYAN
District Attorney

ROBERT ZENTNER
Assistant District Attorney

Office of the District Attorney
Seventh Judicial District

Montrose Office
1140 N. Grand Ave.
Ste 200
Montrose, CO 81401
Phone: (970) 252-4260
Email: mail@co7da.org
www.co7da.org

2023 Budget Memo

Date: August 30, 2022

To: County Commissioners and County Managers/Administrators - Delta, Gunnison, Hinsdale, Montrose, Ouray and San Miguel Counties, ***via e-mail to County Managers and Administrators***

From: Seth D. Ryan, Esq. District Attorney, Seventh Judicial District

Re: Office of the District Attorney, 7th Judicial District: 2023 Proposed Budget

---

Dear Commissioners and Managers:

We respectfully submit our proposed 2023 budget. This budget represents an increase of 12.72% in requested county funds from 2022. The funds requested are necessary for the following reasons:

Labor Supply Shortage 2022:

For all intents and purposes, the District Attorney's Office is a law firm. Labor constitutes 92% of our expenses. Without labor in the form of attorneys, legal services specialists (legal secretaries), and victim services specialists (victim's advocates) we cannot function.

In our budget memo from 2021 we anticipated that our office would be required to fill 2 to 3 vacant attorney positions. In actuality, we filled 6 vacant attorney positions. This constituted a turnover of 43% of our attorney staff. Due, in part, to the changing social perceptions of our criminal justice system and the historically low unemployment rates in the U.S., the last two years have posed significant challenges in recruiting qualified attorneys. Although we posted positions with the Colorado District Attorney's Council; the two Colorado law schools; the Colorado Bar Association; and specialty bar associations like the Sam Cary Bar for African American lawyers, the Hispanic Bar Association, the Woman's Bar Association, both Asian bar associations, and the Indian Bar Association; we received no applications. We eventually found success by posting at out of state law school career centers and national searches via on-line employment recruiters.

SETH D. RYAN
District Attorney

ROBERT ZENTNER
Assistant District Attorney

Office of the District Attorney
Seventh Judicial District

Montrose Office
1140 N. Grand Ave.
Ste 200
Montrose, CO 81401
Phone: (970) 252-4260
Email: mail@co7da.org
www.co7da.org

This year, all twenty-two district attorney's offices across the state were looking for both entry level and experienced prosecutors. A majority of positions listed remained open for 6 to 9 months without being filled. Data gathered from employment listings show that the average salary for an entry level county court prosecutor is $71,000 to $79,000 per year and the average salary for starting district court prosecutors is $84,000 to $104,000 per year. This constitutes a 9% increase in salaries historically paid by our office for entry level county court prosecutors and a 13% increase in salaries historically paid by our office for starting district court prosecutors. This is the competition we are encountering to obtain and retain qualified attorneys.

These increases were not limited to the metropolitan districts who typically have more resources to attract qualified candidates. Our most direct competitor is Mesa County in the 21st Judicial District. They have been a major force in driving up the cost of prosecution labor on the western slope. Their published job posting salaries for county court prosecutors' range between $75,000 and $107,000, with advertised ranges for district court positions being $88,000 to $145,000. This is a 15% and 18% increase respectively above what we have traditionally paid. At the beginning of 2022 we lost several potential candidates to the 21st District simply because we were not equipped to match those salaries. Additionally, we have had to significantly increase the salaries of some of our most experienced deputies in order to avoid them migrating to the 21st District.

In order to hire and retain qualified attorneys, it was necessary to increase almost all attorney salaries during 2022. Due to vacancy savings, we were able to accomplish this without asking our counties for additional funds. The percentage increase of our budget includes increases given in 2022 at full staffing levels for the entire year 2023.

Caseloads and Criminal Case Filings:

As mentioned above, we replaced 43% of our attorney staff in 2022. With a change in our organizational culture to promote courage and accountability, this was not unexpected. The amount of turnover and the difficulty finding qualified candidates, however, was surprising. The U.S. unemployment rate as calculated by the U.S. Bureau of Labor Statistics is at a historic low of 3.5%. This has contributed to what has been coined as the great resignation. District Attorney Offices across the country are experiencing these effects. According to an April 2022 Reuters article titled "Prosecutors wanted: District attorneys struggle to recruit and retain lawyers," social justice concerns and the overheated private attorney labor markets have made it extremely difficult to recruit and retain qualified prosecutors. We have attached a copy of that article to this memo as ***Exhibit 1***.

The American Bar Association Standard 3-1.8(a) recommends that "[a] prosecutor should not carry a workload, by reason of its excessive size or complexity, interferes with providing

Making just decisions through courage, communication, understanding, and humility.

quality representation, endangers the interests of justice in fairness, accuracy, or the timely disposition of charges, or has a significant potential to lead to the breach of professional obligations. A prosecutor whose workload prevents competent representation should not accept additional matters until the workload is reduced and should work to ensure competent representation in exiting matters. A prosecutor within a supervisory structure should notify supervisors when counsel's workload is approaching or exceeds professionally appropriate levels." Studies recommend that prosecutorial caseloads should not exceed 150 cases for felonies and 400 cases for misdemeanors.

During 2022 we saw caseloads of approximately 850 cases per FTE in county court, and 231 cases per FTE in district court in our busiest jurisdictions. This was 100% and 50% over recommended caseloads. This contributed to sustained and high stress levels, burnout, and repeated cycles of resignations and hiring. Fortunately, as of August we managed to fill all vacant positions, thereby bringing our caseloads across all jurisdictions to manageable levels. Before this, staffing was reaching critically low levels such that we were beginning to be unable to effectively handle all the cases in all the courts in our district with the attorney resources available.

Between 2020 and 2021 we saw felony filings decrease 5% and misdemeanor filings increase by 11% district wide. In 2022 we anticipate both felony filings and misdemeanor filings to remain the same from 2021. Although district wide, our filings have remained relatively flat for the past two years, some jurisdictions have seen significant increases. From 2021 to 2022, filings in San Miguel County increased 28% for felonies and 14% for misdemeanors. During that same period in the west end of Montrose County, filings increased 158% for felonies and 103% for misdemeanors. Our office has typically staffed the west end out of the San Miguel office, but because of the increase in those caseloads, that is no longer possible. Additionally, our office has typically staffed Ouray County with either a county court deputy and/or a district court deputy from Montrose. This has created scheduling challenges and prioritization inefficiencies. The budget for 2023 includes a full time FTE dedicated to cover Ouray County and the west end of Montrose.

While we saw small decreases to flat trends in felony filings from 2020 to 2022, we have seen significant increases in the seriousness of felony filings in that same period. In 2022 we saw a 32% increase in violent crimes from 2019 and 2020. While we only had 4 homicide related cases between 2019 and 2020; we have filed 10 homicide cases in 2021 and 2022 to date. In other words, despite the reduction in felony filings, we are still working at capacity.

SETH D. RYAN
District Attorney

ROBERT ZENTNER
Assistant District Attorney

Office of the District Attorney
Seventh Judicial District

Montrose Office
1140 N. Grand Ave.
Ste 200
Montrose, CO 81401
Phone: (970) 252-4260
Email: mail@co7da.org
www.co7da.org

Legal Services and Victim Services Labor Costs:

At the end of this year, one of our most efficient and experienced legal services specialists will retire after over 16 years of service. She is assigned to handle Montrose County Court, the busiest court in our jurisdiction. She handles an average of 1,800 cases per year. This is more than double the average caseload of legal services specialists in our other jurisdictions. It is neither realistic nor sustainable to expect a new and less experienced person to handle this volume of cases. Accordingly, the 2023 budget includes hiring an additional legal services FTE to cover the Montrose County Court caseload.

In addition to historically low unemployment, 2022 has also seen a significant increase in inflation. Our 2023 budget contemplates a 9% cost-of-living increase[1] for victim services and legal services specialists. This is necessary to not only compensate for record levels of inflation but to ensure that staff, that we have carefully trained in this specialized field, do not seek more profitable employment elsewhere.

The District Attorney's Office acknowledges and takes seriously the role of our counties and county commissioners as fiduciaries for our citizens' tax dollars. To that end, we have consistently and aggressively sought other funding sources via grants. Our primary source of this funding comes from the federal Crime Victim's Services Grant encompassing VOCA (Victims of Crimes Act), and VAWA (Violence Against Women Act). We have also applied for and received funding from local VALE (Victim Assistance and Law Enforcement) monies. These grants are extremely competitive and require significant monitoring and auditing. Despite CVS having less available funds for 2023, our office was fully funded. Additionally, we were able to access federal American Rescue Act Plan funding to help alleviate the shortfall in our local VALE funds. Nearly half of the cost-of-living increases for victim services wages will be covered through these grants.

Our victim services division has a proven track record of providing a high level of services to the victims of crime in our communities. Our goal in 2022 was to provide services to 969 victim's rights clients. In the first six months of this year, we provided services to 992 victims, this included 428 domestic violence victims and 163 child abuse victims. We anticipate we will surpass our 2022 goal by 80%. Our office contacts Victim's Rights Act victims in less than 24 hours after a case is filed. This is one of the lowest response rates in the state. Not only has our victim services division become a model for our ability to quickly connect with crime victims, but it has also been highlighted by the Colorado District Attorney's Council as providing exceptional services to people from all backgrounds and walks of life, including

[1] Based on the difference in the CPI from the average of the first 6 months of 2021 to the average of the first 6 months of 2022.

Making just decisions through courage, communication, understanding, and humility.

immigrants from all around the world. A copy of the CDAC article is attached hereto as ***Exhibit 2***.

48 Hour Bond Bill:

In 2021 the Colorado General Assembly passed HB21-1280 requiring that all arrested persons be advised and have a bond setting hearing within 48 hours of their arrest, regardless of whether the 48-hour deadline falls on a weekend or holiday. This went into effect in April of 2022. To comply, our office is required to have an attorney, and a legal service/victim services staff member available on weekends and holidays to prepare for and attend these hearings. This has increased our labor costs in the form of overtime pay for our hourly employees.

Increase in Medical, Dental, Vision Benefit Allowance:

Our office utilizes the same medical insurance benefit plan as offered through Montrose County. As part of this package, employees are given a benefit allowance to help cover the cost of medical, dental, vision, and other health related benefits. Our budget contemplates an increase to this benefit allowance equal to what we estimate Montrose County employees will received in 2023.

SETH D. RYAN
District Attorney

ROBERT ZENTNER
Assistant District Attorney

Office of the District Attorney
Seventh Judicial District

Montrose Office
1140 N. Grand Ave.
Ste 200
Montrose, CO 81401
Phone: (970) 252-4260
Email: mail@co7da.org
www.co7da.org

Request:

We respectfully submit our 2023 proposed budget. If approved, this budget would increase County Funding to this Office by 12.72%.

Attached is the Budget Breakdown by County with each county's share of the proposed budget based on population figures as required by C.R.S. § 20-1-302.

Our 2023 budget reflects the necessary expenses of maintaining this Office and continuing to provide effective, efficient prosecution services for the citizens of the Seventh Judicial District. Thank you for your continued support of our mission to serve you and your communities.

Sincerely,

SETH D. RYAN
DISTRICT ATTORNEY

Making just decisions through courage, communication, understanding, and humility.

SETH D. RYAN
District Attorney

ROBERT ZENTNER
Assistant District Attorney

Office of the District Attorney

Seventh Judicial District

Montrose Office
1140 N. Grand Ave.
Ste 200
Montrose, CO 81401
Phone: (970) 252-4260
Email: mail@co7da.org
www.co7da.org

	2022	2023	
I. PERSONNEL EXPENSES			
Payroll	$2,137,913	$2,458,049	
Benefit Allowances	$371,106	$398,493	
Employee Assistance Program	$2,000	$2,000	
Total Personnel Expenses:	**$2,511,019**	**$2,858,542**	13.84%
II. OPERATING EXPENSES			
A. Administrative			
Supplies, Printing, Misc. Exp., Postage	$30,000	$30,000	
Telephone/Internet	$35,000	$35,000	
Liability Ins/Bonds	$100	$100	
Library/Research	$5,500	$5,500	
Scanner/Copier Rental Costs	$15,000	$15,000	
CDAC Assessments	$12,500	$12,978	
Attorney Reg/Dues	$4,875	$4,875	
Equipment/Furniture	$12,500	$12,500	
Total Administrative:	**$115,475**	**$115,953**	
B. Transportation/Travel/Training			
Tuition	$2,000	$2,000	
Mileage/Gasoline/Fares	$10,000	$10,000	
Accommodations/Food	$25,000	$25,000	
Vehicle Insurance/Replacement/Maintenance	$20,000	$20,000	
Total Transportation:	**$57,000**	**$57,000**	
C. Information Technology			
Support Services	$35,000	$35,000	
Hardware/Software	$22,500	$22,500	
Total Info Technology:	**$57,500**	**$57,500**	
D. Case Specific			
Witness/Cost of Prosecution	$15,000	$15,000	
Grand Jury	$2,500	$2,500	
Total Case Specific:	**$17,500**	**$17,500**	
E. Contract Services			
Audit	$7,800	$7,800	
Payroll/HR Services	$5,000	$5,000	
Total Contract Services:	**$12,800**	**$12,800**	
Total Operating Expenses:	**$260,275**	**$260,753**	
TOTAL EXPENSES:	**$2,771,294**	**$3,119,295**	12.56%
REVENUE (anticipated)			
Fees Collected (DOC/Check Fraud)	$900	$900	
VALE/CVC Administrative Funds	$35,000	$35,000	
County Funds	$2,735,394	$3,083,395	
TOTAL REVENUE:	**$2,771,294**	**$3,119,295**	
TOTAL COUNTY FUNDS REQUESTED:	**$2,735,394**	**$3,083,395**	12.72%

Making just decisions through courage, communication, understanding, and humility.

SETH D. RYAN
District Attorney

ROBERT ZENTNER
Assistant District Attorney

Office of the District Attorney
Seventh Judicial District

Montrose Office
1140 N. Grand Ave.
Ste 200
Montrose, CO 81401
Phone: (970) 252-4260
Email: mail@co7da.org
www.co7da.org

Budget Breakdown by County - 2023

	Current Population Estimates	Percent of Whole Judicial District	2023 Proportioned Amounts Based on Percentages	2022 Amounts
Delta County	31,673	29.9%	$921,935	$801,470
Hinsdale County	777	0.7%	$21,584	$21,883
Gunnison County	17,298	16.3%	$502,593	$454,075
Montrose County	43,178	40.7%	$1,254,942	$1,121,512
Ouray County	5,046	4.8%	$148,003	$125,828
San Miguel County	8,076	7.6%	$234,338	$210,626
Grand Total:	106,048	100%	$3,083,395	$2,735,394

*County population figures provided by State Demography Office on August 9, 2022, as required by C.R.S. § 20-1-302.

Making just decisions through courage, communication, understanding, and humility.

SETH D. RYAN
District Attorney

ROBERT ZENTNER
Assistant District Attorney

Office of the District Attorney
Seventh Judicial District

Montrose Office
1140 N. Grand Ave.
Ste 200
Montrose, CO 81401
Phone: (970) 252-4260
Email: mail@co7da.org
www.co7da.org

Exhibit 1: Prosecutors wanted: District attorneys struggle to recruit and retain lawyers

REUTERS

April 13, 2022 · 2:39 PM MDT
Last Updated 2 days ago

Legal Industry | Litigation | Civil Rights | Employment

Prosecutors wanted: District attorneys struggle to recruit and retain lawyers

By Disha Raychaudhuri and Karen Sloan

5 minute read

Page 118



My View Following Saved

Salt Lake County District Attorney Sim Gill. REUTERS/Jim Urquhart

Summary

Local prosecutors are resigning at record numbers while fewer new law graduates are applying for those jobs

Lower pay, high caseloads and skepticism about the criminal justice system are contributing to prosecutor shortages

(Reuters) - District attorneys' offices across the U.S. are struggling to recruit and retain lawyers, with some experiencing vacancies of up to 16% and a dearth of applicants for open jobs, according to interviews with more than a dozen top prosecutors and five state and national prosecutors' associations.

The district attorneys said the effects of the COVID-19 pandemic and increasing concern about racial inequities in the criminal justice system — compounded by long-standing issues with relatively low pay and burnout — have made a career as a state prosecutor a tougher sell in the past several years.

"We're seeing a prosecutor shortage throughout the country; it's not limited to large jurisdictions versus small jurisdictions," said Nelson Bunn, executive director of the National District Attorneys Association, a trade group with 5,000 members.

Register now for FREE unlimited access to Reuters.com

Register

MOUNTING VACANCIES

The number of applicants to prosecutor positions in San Diego County — which has the second-largest district attorney's office in California at 330 lawyers — fell 28% between 2019 and 2021, according to chief deputy district attorney Dwain Woodley.

My View Following Saved

In Utah, open positions in the Salt Lake County District Attorney's Office are hovering between 21 and 25 in an office that should have 133 lawyers, and attorneys in its special victims' unit are handling double the number of cases recommended by the American Bar Association, District Attorney Sim Gill said.

"Crime has not dissipated in any significant way to offset the backlog," Gill said.

Staffing shortages are affecting prosecutors' decisions about whether to bring certain criminal cases to trial, according to Anthony Jordan, president of the District Attorneys Association of the State of New York.

"We don't get to choose the crimes that come in," said Jordan, who is the district attorney in Washington County, New York. "But if you don't have enough people to prosecute them then you have to let certain ones go."

Data from the Maricopa County Attorney's Office in Phoenix, Arizona illustrate that challenge. The number of cases the office prosecuted dropped from nearly two-thirds of felonies referred by law enforcement in 2018 to under half in 2020. And the number of vacancies in the office of 338 attorneys continues to rise — increasing nearly 53% between July 2020 and April 2022.

In New York, the pandemic-driven challenges have been exacerbated by an added paperwork burden resulting from recent changes to the laws governing discovery — the pre-trial process of evidence-sharing, said Darcel Clark, Bronx District Attorney, in a statement. That has led to an exodus of prosecutors in several counties, whose departures were first reported by The New York Times.

The 94 federal prosecutors' offices haven't seen the same declines in applicants and increases in turnover during the pandemic, a U.S. Department of Justice spokesperson said. Assistant U.S. attorney positions are often viewed as stepping-stones to highly paid private-sector jobs.

'PART OF THE PROBLEM'

Prosecutors typically earn less than private-sector lawyers, but the public service aspect of the job, the relatively good work/life balance, and the ability to gain trial experience early on — an opportunity new lawyers at large firms rarely get — have for decades helped district attorneys' offices attract lawyers.

My View Following Saved

As a result of the pandemic, many early-career prosecutors spent far less time in the courtroom due to widespread court closures. And, when courts began to reopen, the prioritization of more serious cases reduced trial opportunities for less-experienced prosecutors. Mecklenburg County District Attorney Spencer Merriweather, whose district includes Charlotte, North Carolina, said he has lost several recent hires over a lack of trial time.

Meanwhile, a red-hot legal hiring market has widened the pay gap between prosecutors and private-sector attorneys. According to a report from the Association of Prosecuting Attorneys, the average salary for entry-level state prosecutors in 2020 was $68,056. Starting salaries for associates at large law firms have soared to $215,000 as of January.

And, some district attorneys say heightened awareness of the racial disparities in the criminal justice system in the wake of the 2020 police murder of George Floyd have altered how many people perceive prosecutors.

District Attorney Brian Mason, whose office serves two counties north of Denver, was hoping that access to the outdoors and what he describes as a commitment to criminal justice reform would help fill the 10 new job openings he posted in August to reduce the strain on the office's 80 lawyers. But, he never received more than one or two applications for any of the positions, he said.

"We have to overcome the perception that the DA's office is part of the problem and convince people that we are actually part of the solution," said Mason, who is the brother of Reuters White House correspondent Jeff Mason.

As of late March, Mason still hadn't filled all the vacancies.

(CORRECTION: A previous version of this story misstated the decline in applicants for prosecutor positions in San Diego County.)

Register now for FREE unlimited access to Reuters.com

Register

Our Standards: **The Thomson Reuters Trust Principles.**

My View Following Saved

SETH D. RYAN
District Attorney

ROBERT ZENTNER
Assistant District Attorney

Office of the District Attorney
Seventh Judicial District

Montrose Office
1140 N. Grand Ave.
Ste 200
Montrose, CO 81401
Phone: (970) 252-4260
Email: mail@co7da.org
www.co7da.org

Exhibit 2: CDAC Spotlight

View this email in your browser

EXHIBIT CDAC

Winter 2022

Welcome to the rebranded Colorado District Attorneys' Council quarterly newsletter!

SPOTLIGHT ON VICTIM SERVICES

They're the unsung heroes of the criminal justice system: victim's advocates, or victim service providers. They're the ones behind the scenes working to make sure the victims are being taken care of and the process is running smooth for prosecutors. They help people from all backgrounds and walks of life, including immigrants from all around the world.

In the 19th Judicial District, Victim Witness Assistant Amanda DeMint said they have a large Spanish speaking population, and six of their eight advocates speak Spanish and English. There is also a heavy immigrant population because of the JBS meatpacking plant in Greeley that specifically takes in asylum speakers, many from Africa.

"We get a lot of Burmese immigrants, some of them speak Karenni. We get a lot of Somalians, so we are really well-versed in using the LanguageLine (a phone interpreting service). We also work closely with the Weld County global refugee center," DeMint added, saying that's a great asset in not only providing interpretation but reassuring victims they can trust the system.

"Because it's not just interpretation. There's such a cultural issue we have to overcome. A lot of them are really hesitant to speak with us, even if they're here on asylum visa. They're absolutely terrified something's going to happen to affect their visa," DeMint said.

Andrea Hernandez is one of the Spanish speaking victim witness assistants in Weld County. She really enjoys working with teenagers and shared one story of working with an LGBTQ+ teen. His mom was worried because he had changed his story several times.

"I had to talk her off the ledge like, look- he's a kid, it's so normal for him to change his story because he didn't want anybody to know what he's doing," Hernandez said.

She said she doesn't coddle her victims or witnesses. She does what she can to make them strong so they can look back one day and say, 'I was strong and got through that really difficult time.'



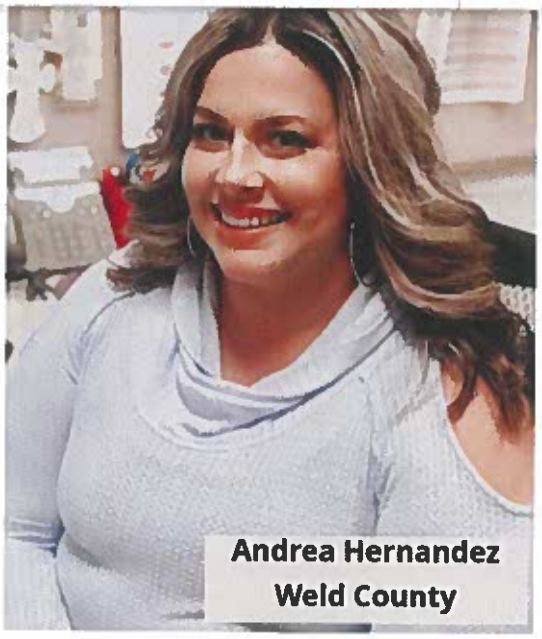

In the 7th Judicial District on the Western Slope there are six counties that are all different, including Gunnison, Ouray, and San Miguel. Victim Services Supervisor Aimee English said they have a diverse group of women, one in each county, some wearing multiple hats. One of them is a Spanish monolingual, multicultural outreach victim service provider. They send letters to Spanish speaking victims and witnesses in the language they speak and attend events to reach at-risk communities and teach them about their rights.

They have a Cora speaking population, a tribal dialect often confused for Spanish, and have a Karenic speaking population of migrant workers in Delta. They try to have an interpreter in person, which isn't always easy, one pastor helps out occasionally, and they use the LanguageLine as needed.

Aimee English shared one story that changed her perspective and led her to better teach her advocates to listen to understand and not rush to judgement.

Years ago she had a victim of a minor domestic violence incident. The couple was from South Africa and spoke English but didn't know the language very well. The man got arrested and put in jail.

"She (the victim) came into my office and she was hysterical that he was in the jail, and (she wanted to know) how she could make sure he was getting fed. So, I sat down with her and she said 'she needed to get him out of the jail as soon as possible.' And I said 'let's talk about why you need to get him out of the jail.' She explained to me (that she was worried) the tigers were going to get him." English had no idea what she was talking about.

The victim explained in the small village where they came from, the jail was in a pit with a wire over it and the tigers could go down and get the inmates.

Families also had to bring them food and water.

English explained how our jails provide meals, medical services, they have beds, tv, access to a library and defense services.

The victim started crying and asked if she could go stay in the jail too.

That's when she knew this woman needed more resources, including food and shelter.

"I'll remember that story the rest of my life," English said.

She said it's so important to always listen to understand and work to find out what the victims' immediate needs are because they may not be apparent at first.

When it comes to connecting victims with resource agencies that can help with food and shelter, it's real easy to just give them a phone number, but that doesn't always lead to them making a call. In person introductions can make all the difference as they know in the 21st Judicial District of Mesa County.

Director of Victim Services, Jennifer Lucero, said they do soft handoffs about twice a month with their local domestic violence safe house director.

"We are giving services in the same place at the same time. And we are familiar faces to our domestic violence victims, so we have the ability to do a soft handoff, instead of just saying 'hey, go call this person, they'll help you.' We're actually going to do it together," Lucero said that makes a huge difference in the victims getting the help they need.

Allison Boyd, the Director of the Victim Witness Assistant Unit in the First Judicial District, oversees 19 advocates and more than a dozen other roles. Her district, which includes Jefferson and Gilpin counties, is smaller in size but larger in population and has an older population as well.

"By its nature victim services are often working with underserved and vulnerable populations, because comprehensive research shows that those are the populations that are often targeted for violence," Boyd said, "Those populations include women, children, persons of color, people who don't have access to the same sort of resources that more privileged people may have access to. People who speak other languages, that don't have English as their first language."

Boyd said as we continue the conversation about victim services and how to reach everyone, we also need to make sure they are included in larger conversations. She wants to see more leadership and more victim service representatives on state boards. She wants to make sure victims' voices are also heard when decisions are being made that could directly impact them.

The advocates say it's fulfilling work, and when a victim comes back years down the road to say 'thank you for standing up for me when I was weak,' or 'pushing me when I was difficult', it makes it that much more rewarding to know their daily work does make a huge difference in people's lives.

"I can't think of any other job where you get to get up in the morning, look in the mirror and know you're going out to do the right thing. To make this world truly a better place," DeMint said.

"It's like we're out to go fight the good fight, you know, and we may get our butts kicked all day long

Look for more from the Victim Service Providers in upcoming social media posts, and please share. Follow us using our links down below.

CONGRATULATIONS

Congratulations go out to Judge Gary Jackson!
He's being inducted into the Denver Public Library's distinguished Blacks in Colorado Hall of Fame. Judge Jackson is the first former prosecutor to be inducted. He was a Denver deputy DA from 1970 to 1974. He said this will make his Black History Month very special.
The ceremony is happening virtually Saturday, February 5th. You can register to attend the event here.

SHOUTOUTS

We know how hard you all work day in and day out. Help us recognize your colleagues. If you know of someone who should get a shoutout in an upcoming newsletter send an email with the reason why and a picture to elizabeth@cdac.state.co.us.

CHECK NEW WEBSITE AND FORUMS

If you haven't checked out the new coloradoda.org yet, it has been updated with all of the legislative update books, ACTION videos, new forums and more. The forums are a great way to support each other and share resources. You do need to subscribe to the various topics. (If you were subscribed on the old website that did not carry over.) Click here to get connected.

Our trainings for 2022 are already in full swing. Check our calendar here to see if there are any courses that may be of interest to you and be sure to check the video library if you missed one.

Copyright © 2022 Colorado District Attorneys' Council, All rights reserved.

Our mailing address is:
Colorado District Attorneys' Council
3600 S. Yosemite St. Suite 200
Denver, CO 80237-1821

Want to change how you receive these emails?
You can update your preferences or unsubscribe from this list.

This email was sent to seth.ryan@co7da.org
why did I get this? unsubscribe from this list update subscription preferences
Colorado District Attorneys' Council · 3600 S Yosemite St Ste 200 · Denver, CO 80237-1821 · USA

mailchimp

Drug Free Delta County

501 Palmer St STE 114
Delta, CO 81401
970.209.1740
www.drugfreedeltacounty.org

Date: September 20th, 2022

To: Delta County Commissioners

Re: Budget Item for “2023 Budget” Hearings

Drug Free Delta County (DFDC) would like to request $15,000 for 2023. DFDC continues to move forward with their mission and believes the community as a whole is benefitting from the services provided by this non-profit. Drug Free Delta County’s Mission states, “To create a safe and healthy community for present and future generations through the provision of effective, affordable and accountable community substance abuse treatment, prevention education, enforcement and recovery support services.” DFDC has continued to make a difference in the lives of those who are struggling with substance abuse in our county.

So far in 2022 DFDC served over 70 individuals per month through our programs including educational self-sufficiency classes focused on job readiness, parenting and anger management, sober social activities, substance use disorder therapy, alumni groups, accountability testing and case management. DFDC continues to strive for a reduction in the continuous harms created by substance abuse and dependance. Our greatest accomplishments are always when a family is re-united with a now sober loved one, when children get their parents back and no longer live in fear and uncertainty, and when Client’s find themselves sober, stable and productive.

Our hopes for 2023 include increasing our self-sufficiency programs to include general life skills such as budgeting, planning, attending appointments, paying bills, eating healthy and affordably and daily stress reduction. We have seen the need and been asked by several organizations within the community for programs that help teach these basic and yet fundamental skills. We will also continue forward with the programs we are currently implementing. By helping to support this program you will not only be restoring lives and reuniting the families of those affected by substance abuse, you will also be receiving a long-term savings with regard to incarceration, court costs, and foster care expense.

Respectfully Submitted,

Mariah Emond, Chairman

Glossary

Adopted – Adopted, as used in the department and division summaries within the budget document, represents the budget as approved by the Board of County of Commissioners.

Allocation – Funds that are apportioned or designated to a program, function, or activity.

Assessed Valuation – A valuation set upon real estate or other property by a government as a basis for levying taxes. The County Assessor determines the assessed valuation of residential and commercial property as a percentage of its actual value and the statutory assessment rate.

Budget – The County operational and functional plan balancing expenditures for a fiscal year with the expected income or revenue for the fiscal year. A budget identifies the various programs, goals, activities, expectations, and results/benefits.

Expenditures – The use of financial resources for the operations of the County. Each expenditure results in a decrease in net financial resources. They include such items as employee salaries, operation supplies and capital outlays.

Fee – A charge levied to a user of a specific good or service in direct exchange for that good or service.

Fund – Each individual fund is a separate accounting entity having its own assets, liabilities, revenues and expenditures. County financial resources are allocated to and accounted for in individual funds based on legal or administrative restrictions or requirements.

Grants – Contributions from another government, private or non-profit entity. Grants are generally to be used or expended for a specific purpose, activity, or facility.

Intergovernmental Revenue – Revenues levied by one government but shared on a predetermined basis with another government or class of governments (grants, loans, vehicle/highway tax, etc.).

Mill Levy – Rate by which assessed valuation is multiplied to determine tax rate. A mill is 1/10 of one cent or $1.00 of tax for each $1,000 of assessed value.

Restricted Fund Balance – amounts constrained to specific purposes by their providers (such as grantors, bondholders, and higher levels of government), through constitutional provisions, or by enabling legislation.

Tax Increment Financing (TIF) – Tax increment financing may be used in accordance with Colorado Urban Renewal Law. In such cases, tax bases can be frozen for a period of time whereby incremental taxes in excess of the frozen base are typically used to provide redevelopment.

This document has been prepared for Delta County's own use and is intended to be for information purposes only.

Taxpayers' Bill of Rights (TABOR) – Colorado voters passed the **TABOR Amendment**, which was approved by voters in 1992, limits the amount of revenue the State of Colorado can retain and spend. Specifically, TABOR allows the state to retain and spend an amount based on the prior fiscal year's actual revenue or limit, whichever was lower, grown by Colorado inflation and population growth and adjusted for any "voter-approved revenue changes."

Transfer Payments – The transfer of money from one fund to another.

This document has been prepared for Delta County's own use and is intended to be for information purposes only.